

# SPA PRODUCTS CATALOG



**HYDROQUIP™**

Premier providers of quality retrofit control systems and parts



# HYDROQUIP™

THE **SMART CHOICE**™

## Your Resource Solution For Replacement Spa Parts

HydroQuip is the nation's oldest manufacturer of Portable Spa Equipment which includes controls that integrate Balboa®, Gecko and Pneumatic.

Our most recent addition has been the Laing and Therm heater products. HydroQuip's goal is to stock and provide an extensive selection of quality spa parts to the North American and European OEM & Distribution networks.

As a manufacturer and master distributor our goal is to be the preferred value added supplier of replacement spa parts, spa controls & equipment, baptistry controls, spa heater elements and heater assemblies, and the support services including technical and warranty assistance on all brands we offer including:

- **Balboa®** – Spa Controls, PC Boards, Spasides & Overlays, Heaters, Sensors, Wet Ends, Pumps, Hot tub Jets and Fittings
- **Gecko** – Spa Controls, PC Boards, Spasides, Overlays, Heaters, Sensors, Etc.
- **Grundfos** – Spa Circulation Pumps
- **Laing** – E-3, E-5, E-10 and E-14 Circulation Pumps and Heaters
- **Therm Products** – Spa Heater Elements and Heater Assemblies
- **Related Metal Fabrication (RMF)** – Spa Heater Elements and Heater Assemblies
- **Truheat** – Spa Heater Elements and Heater Assemblies
- **Tecmark** – Pressure & Vacuum Switches, Air switches, Spaside Controls
- **Aquatemp** - Spa Heater Elements and Heater Assemblies
- **LX Pump** - Pumps & Parts
- **Waterway** - Pumps
- **SloanLED** - Lighting Parts
- **Magic Plastics** - PVC Fittings

**BALBOA.**  
water group

  
**GECKO**

**LAING**

**GRUNDFOS®** 

**Waterway**™

 **SloanLED®**  
Leaders in LED Technology

  
**MAGIC**  
PLASTICS

**Aquatemp**™  
PRODUCTS INC

**TECMARK**  
CORPORATION

**TruHeat**

 **THERM**  
**PRODUCTS™**

**RMF**  
RELATED  
METAL FABRICATION INC

**LX®** PUMP



## About us:

### HydroQuip ... the Smart Choice

HydroQuip has been providing innovative, dependable and high quality portable spa and hot tub retrofit controls to the industry for over 30 years. HydroQuip continues to offer the broadest selection of controls and replacement parts to fit every spa or hot tub. We continue to lead the industry in innovation and “down to earth” product features by designing products that address the real needs and desires of today’s spa and hot tub retail dealers and service technicians.

“Down to Earth” features such as this long list of industry firsts:

<b><u>Electronic Controls</u></b>	Choice of Balboa® or Gecko Series
<b><u>Slide Heater Assembly</u></b>	Position the heater to your requirements
<b><u>Versi-Heat Remote Heaters</u></b>	Remote heater for added convenience
<b><u>Universal Retro-Fit System</u></b>	Complete ready to install bundled Control Kits
<b><u>Visual Diagnostic System*</u></b>	Provides easy system diagnostics
<b><u>System Mis-Wire Protection*</u></b>	Protection from improper electrical installations
<b><u>Universal Circuit Voltages</u></b>	Flexible circuit designs

*\*Air Series Only*

In addition to our innovative spa and hot tub products, you will find our customer service team to be unmatched in their first hand product knowledge. Our customer service, sales and technical support teams are all industry veterans that understand not only the product but the application spa customers encounter on a daily basis. We take great pride in our reputation for superior quality and responsive customer service, all at a competitive price.

**In the following pages you will find a selection of products and replacement parts which address your new and retro-fit needs and marketing requirements. Please contact us if you have any additional needs, questions or requirements.**

## BALBOA® WATER PRO SERIES BY HYDROQUIP

## PAGE

Product Update / Cross Reference	2
BP5 Universal Series Retrofit Kits	3
CS7000B Lite Leader Series	4
CS7000B Lite Leader SLIDE Heater Series	5
CS9700B Series	6

## BALBOA® OEM RETRO-KITS AND CONTROL SYSTEMS

BP7 Series Retrofit Kits	8
BP2000 Series Retro Kits	9
BP100 Series Retro Kits	10
VS Series Retrofit Kits	11
VS & BP Series Control Boxes	12

## GECKO® SERIES SYSTEMS BY HYDROQUIP

CS6000Y SLIDE Series	14
CS4000Y SLIDE Series	15
CS6000Y Water Pro Series	16
Universal HQ Gecko YE-5 Series	17-19
CS9700Y Series	20

## AIR SERIES SYSTEMS

CS6000 SLIDE Series	22
CS4000 SLIDE Series	23
CS7000 Economy Series	24
CS500/800 Series	25

## OUTDOOR SERIES SYSTEMS

CS8800 Balboa BP Series by HydroQuip	27
ES8800 Balboa BP Series by HydroQuip	28
CS8900 Gecko Y Series by HydroQuip	29
ES8900 Gecko Y Series by HydroQuip	30
Heatmax Remote Heater Series	31

## **BLOWERS & PURE HEAT BATH HEATERS** **PAGE**

Universal Silent Aire Blower Series	33
Pure Heat Bath Heaters - Tee Style	34
Pure Heat Bath Heaters - Inline Style	35

## **BAPTISMAL SERIES SYSTEMS**

BES 6000 / 6000T Series Equipment Systems	37
BCS 6000 / 6000T Series Control Systems	38
BES 55 Series Equipment Systems	39
BCS 55 Series Control Systems	40
Baptismal Accessories	41
PBES6000 Series Portable Baptismal Systems	42
Immersion Heater Series	43

## **PARTS**

Gecko Printed Circuit Boards & Eproms	45
Balboa Printed Circuit Boards	46-47
Gecko Spasides, Labels & Accessories	48-49
Balboa Spasides, Labels & Accessories	50-57
Air Series Spaside Controls	58
Switches - Air, Pressure, Flow	58-59
Relays & Contactors	60
Thermostats, High Limits & Timers	60
Sensors & Accessories	61-62
GFCI Cords/Plugs & Transformers	62
Fuses, Holders & Terminal Blocks	63
Ozones & Accessories	64
Sloan LED Lighting	65
PVC Parts, Tailpieces, Unions, Fittings & Accessories	66-68
Pumps - Circulation Pumps & Parts	69
Pumps - Waterway, Baptismal, & Bath Pumps	70
Pumps - LX Pumps	71
Pumps - Balboa	72
Pumps - Wet Ends	73-77
Baptismal Replacement Parts	78-79
Cords & Receptacles	80
Light Kits & Misc Hardware	81

**HEATERS AND ELEMENTS****PAGE**

<b>Universal Rite-Fit Heater Guide</b>	<b>84</b>
<b>Universal Rite-Fit Heater Series</b>	<b>85</b>
<b>Universal Lo-Flo Vertical Heater Series &amp; Accessories</b>	<b>86-87</b>
<b>Double Barrel Lo-Flo Heater Replacement for Watkins</b>	<b>88</b>
<b>Water Pro Smart Heater Plus &amp; Accessories</b>	<b>89</b>
<b>Jacuzzi / Sundance Classic Heater Series</b>	<b>90</b>
<b>Lo-Flo Heater Replacements</b>	<b>91-92</b>
<b>Flo-Thru Heater Replacements</b>	<b>93-99</b>
<b>Balboa OEM Heater Replacements</b>	<b>99-100</b>
<b>Vertical Lo-Flo Heaters &amp; Replacements</b>	<b>101-103</b>
<b>HQ Heater Replacements</b>	<b>104-108</b>
<b>HQ Utility Series Heater Replacements</b>	<b>108</b>
<b>Replacement Spa Heaters &amp; Housings</b>	<b>109</b>
<b>Heater Element Replacements</b>	<b>110-111</b>



# Balboa® Water Pro Series By HydroQuip



**HYDROQUIP™**  
THE **SMART CHOICE™**

Made in the USA

# PRODUCT UPDATE

The Balboa by HQ Water Pro Series Systems have been discontinued due to manufacturing changes and is being replaced by the Balboa BP7 Series Systems. The replacement systems are listed below, see page X for more details.

**Water Pro BP5 SLIDE Series(Discontinued)**



**Balboa BP7 SLIDE Series**



**Water Pro BP5 Series(Discontinued)**



**Balboa BP7 Series**



## Cross Reference Information

**Water Pro BP5 Series**

**Water Pro BP5 SLIDE Series**

Old Model	Replaced by	Spaside*	Old Model	Replaced by	Spaside*
50-BP5-200-55-K	50-BP7-200-55-K	TP200	50-BP5-200-7S-K	50-BP7-200-7S-K	TP200
50-BP5-20E-55-K	50-BP7-200-55-K	TP200	50-BP5-20E-7S-K	50-BP7-200-7S-K	TP200
50-BP5-500-55-K	50-BP7-500-55-K	TP500	50-BP5-500-7S-K	50-BP7-500-7S-K	TP500
50-BP5-50E-55-K	50-BP7-500-55-K	TP500	50-BP5-50E-7S-K	50-BP7-500-7S-K	TP500
50-BP5-600-55-K	50-BP7-600-55-K	TP600	50-BP5-600-7S-K	50-BP7-600-7S-K	TP600
50-BP5-700-40-K	50-BP7-700-40-K	TP700	50-BP5-700-5S-K	50-BP7-700-5S-K	TP700
50-BP5-700-55-K	50-BP7-700-55-K	TP700	50-BP5-700-7S-K	50-BP7-700-72-K	TP700
50-BP5-S2T-40-K	50-BP7-SS-40-K	ST2T	50-BP5-S2T-5S-K	50-BP7-SS-5S-K	ST2T
50-BP5-S2T-55-K	50-BP7-SS-55-K	ST2T	50-BP5-S2T-7S-K	50-BP7-SS-7S-K	ST2T

\*Spaside Included with replacement retro-kit



### BP7 Series Retrofit Kits

#### STANDARD FEATURES

- 1.375/5.5KW or 1.0/4.0KW Slide Heater
- Spaside Control
- 12V Light Assembly
- All Circuits Convertible to 120 or 240VAC
- Amp Receptacles
- Freeze Protection
- Easy To Install & Service
- Installation Kit (see below)
- Detailed Owner's Manual & Wiring Diagram
- US and Canada UL Recognized



Model #	Heater	Pump 1	Pump 2	Blower	Pump 3	Circ Pump*	Htr Wattage	Spaside
50-BP7-200-5S-K	Slide	1/2 SPD	1/2 SPD or 1 SPD	N/A	Supported	4.0kW	TP200 Series 5.3"L x 1.9"H	
50-BP7-200-7S-K	Slide	1/2 SPD	1/2 SPD or 1 SPD	N/A	Supported	5.5kW		
50-BP7-500-5S-K	Slide	1/2 SPD	1/2 SPD or 1 SPD	N/A	Supported	4.0kW	TP500 Series 6.32"L x 2.25"H	
50-BP7-500-7S-K	Slide	1/2 SPD	1/2 SPD or 1 SPD	N/A	Supported	5.5kW		
50-BP7-600-5S-K	Slide	1/2 SPD	1/2 SPD	1 SPD or 1 SPD	Supported	4.0kW	TP600 Series 7.1"L x 3.5"H	
50-BP7-600-7S-K	Slide	1/2 SPD	1/2 SPD	1 SPD or 1 SPD	Supported	5.5kW		
50-BP7-700-5S-K	Slide	1/2 SPD	1/2 SPD	1 SPD**	1 SPD	Supported	4.0kW	TP700 Series 10"L x 3.5"H
50-BP7-700-7S-K	Slide	1/2 SPD	1/2 SPD	1 SPD**	1 SPD	Supported	5.5kW	
50-BP7-SS-5S-K	Slide	1/2 SPD	1/2 SPD	1 SPD**	1 SPD	Supported	4.0kW	ST2 Square 5.8"L x 4.2"H
50-BP7-SS-7S-K	Slide	1/2 SPD	1/2 SPD	1 SPD**	1 SPD	Supported	5.5kW	
50-BP7-ST-5S-K	Slide	1/2 SPD	1/2 SPD	1 SPD**	1 SPD	Supported	4.0kW	ST2 Trapezoid 7.8"L x 4.9"H
50-BP7-ST-7S-K	Slide	1/2 SPD	1/2 SPD	1 SPD**	1 SPD	Supported	5.5kW	
50-BP7-ST3-5S-K	Slide	1-2 SPD	1-2 SPD	1 SPD**	1 SPD	Supported	4.0kW	ST3 5.73"L x 4.03"H
50-BP7-ST3-7S-K	Slide	1-2 SPD	1-2 SPD	1 SPD**	1 SPD	Supported	5.5kW	
50-BP7-STM-5S-K	Slide	1-2 SPD	1-2 SPD	1 SPD**	1 SPD	Supported	4.0kW	SPA TOUCH mini 3.375"L x 2.44"H
50-BP7-STM-7S-K	Slide	1-2 SPD	1-2 SPD	1 SPD**	1 SPD	Supported	5.5kW	
50-BP7-ST4-5S-K	Slide	1-2 SPD	1-2 SPD	1 SPD**	1 SPD	Supported	4.0kW	SPA TOUCH 4 5.73"L x 4.03"H
50-BP7-ST4-7S-K	Slide	1-2 SPD	1-2 SPD	1 SPD**	1 SPD	Supported	5.5kW	
50-BP7-S3P-5S-K	Slide	1-2 SPD	1-2 SPD	1 SPD**	1 SPD	Supported	4.0kW	SPA TOUCH 3+ 7.72"L x 4.58"H
50-BP7-S3P-7S-K	Slide	1-2 SPD	1-2 SPD	1 SPD**	1 SPD	Supported	5.5kW	

\*\*P4 or Blower Option

#### SYSTEM SPECIFICATIONS

ELECTRICAL INPUT SPECIFICATION: SINGLE PHASE, 120/240VAC, 60HZ

ELECTRICAL OUTPUT SPECIFICATION:

CIRCUIT(S)	MAXIMUM AMPS	CIRCUIT(S)	MAXIMUM AMPS
PUMP(S)	11A	CIRC PUMP	4A
BLOWER	11A	LIGHT	2A
OZONE	1A	HEATER	23A

\*REQUIRED FLOW RATE: 25 GPM  
 SYSTEM DIMENSIONS: 15"W x 12"H x 6"D  
 SHIPPING WEIGHT: 15 LBS  
 PACKAGING / SHIPPING : INDIVIDUAL  
 FOB CORONA, CA 92878

#### SYSTEMS INCLUDE

##### Kit Includes:

- Spaside Control
- Spaside Label
- Spaside Adapter Plate
- 2" Tailpieces w/Gaskets
- 12V Light Assembly




## CS7000B Water Pro SLIDE Lite Leader Series

### STANDARD FEATURES

- 1.375/5.5KW or 1.0/4.0KW, Slide 15" Heater Assembly
- EZ Access Foot Heater
- Spaside Control - Available as a 2 button or 4 button
- Filtration Cycles - Programmable Duration\*
- 12V Light Assembly
- All Circuits Convertible to 120 or 240VAC
- Heater "ON" Indicator Light
- Freeze Protection
- Brushed Aluminum Enclosure
- Easy To Install & Service
- Installation Kit (see below)
- Detailed Owner's Manual & Wiring Diagram



Model	Platform	Pump 1	Pump 2	Blower	Circ Pump	Htr Wattage	Spaside Included
CS7109B-US-15A	LITE LDR	2 SPD	N/A	N/A	N/A	1.0kW	 <b>Lite Leader 2BTN Series</b> 4.5"L x 2.25"H
CS7109B-US-4.0	LITE LDR	2 SPD	N/A	N/A	N/A	4.0kW	
CS7109B-US	LITE LDR	2 SPD	N/A	N/A	N/A	5.5kW	

## ICON SERIES DISCONTINUED

- CS7109B-US-15A-F Replaced by CS7109B-US-15A
- CS7109B-US-4.0-F Replaced by CS7109B-US-4.0
- CS7109B-US-F Replaced by CS7109B-US



For a complete list of parts, refer to our Replacement Parts Section in the back of this catalog

### SYSTEM SPECIFICATIONS

**ELECTRICAL INPUT SPECIFICATION:** SINGLE PHASE, 120/240VAC, 60HZ

**ELECTRICAL OUTPUT SPECIFICATION:**

CIRCUIT(S)	MAXIMUM AMPS
PUMP	12A
OZONE	1A
LIGHT	1A
HEATER	23A (5.5KW) OR 18A (4.0KW)

- REQUIRED FLOW RATE:** 25 GPM
- SYSTEM DIMENSIONS:** 15"W x 10"H x 5"D
- SHIPPING WEIGHT:** 15 LBS
- PACKAGING / SHIPPING :** INDIVIDUAL (HQ STOCK) FOB CORONA, CA 92878

**WARRANTY:**  
2 YEAR LIMITED WARRANTY STANDARD

### INSTALLATION KIT (Included)

**Kit Includes:**

- Spaside Control (see above)
- Spaside Label
- Spaside Adapter Plate 8.5"L x 4"H
- 48" Component Cords
- 2" Tailpieces w/Gaskets
- 12V Light Assembly
- Cord Adapters
- Heater Clamps




## CS7000B WaterPro Lite Leader Series

### STANDARD FEATURES

- 1.375/5.5KW or 1.0/4.0KW, Fixed 15" Heater Assembly
- EZ Access Foot Heater
- Spaside Control - Available as a 2 button or 4 button
- Filtration Cycles - Programmable Duration\*
- 12V Light Assembly
- All Circuits Convertible to 120 or 240VAC
- Heater "ON" Indicator Light
- Freeze Protection
- Amp Receptacles
- Brushed Aluminum Enclosure
- Easy To Install & Service
- Installation Kit (see below)
- Detailed Owner's Manual & Wiring Diagram



2 Button Spaside Shown

Model	Platform	Pump 1	Pump 2	Blower	Circ Pump	Htr Wattage	Spaside Included
CS7100B-U-15A-WP	LITE LDR	2 SPD	N/A	N/A	N/A	1.0kW	 <b>Lite Leader 2BTN Series</b> 4.5"L x 2.25"H
CS7100B-U-4.0-WP	LITE LDR	2 SPD	N/A	N/A	N/A	4.0kW	
CS7100B-U-WP	LITE LDR	2 SPD	N/A	N/A	N/A	5.5kW	

## ICON SERIES DISCONTINUED

- CS7100B-U-15A-WP-F Replaced by CS7100B-U-15A-WP
- CS7100B-U-4.0-WP-F Replaced by CS7100B-U-4.0-WP
- CS7100B-U-WP-F Replaced by CS7100B-U-WP



**Lite Leader ICON15 4BTN Series**  
6.3"L x 2.2"H

For a complete list of parts, refer to our Replacement Parts Section in the back of this catalog

### INSTALLATION KIT (Included)

#### Kit Includes:

- Spaside Control (see above)
- Spaside Label
- Spaside Adapter Plate  
8.5"L x 4"H
- 48" Component Cords
- 2" Tailpieces w/Gaskets
- 12V Light Assembly



### SYSTEM SPECIFICATIONS

**ELECTRICAL INPUT SPECIFICATION:** SINGLE PHASE, 120/240VAC, 60HZ

#### ELECTRICAL OUTPUT SPECIFICATION:

CIRCUIT(S)	MAXIMUM AMPS
PUMP	12A
OZONE	1A
LIGHT	1A
HEATER	23A (5.5KW) OR 18A (4.0KW)

**REQUIRED FLOW RATE:**

25 GPM

**SYSTEM DIMENSIONS:**

15"W x 10"H x 5"D

**SHIPPING WEIGHT:**

18 LBS

**PACKAGING / SHIPPING :**

INDIVIDUAL (HQ STOCK)  
FOB CORONA, CA 92878

**WARRANTY:**

2 YEAR LIMITED WARRANTY STANDARD


## CS9700B Series

### STANDARD FEATURES

- 1.00/4.0KW, 16.25" Heater Assembly
- EZ Access Foot Heater
- Spaside Control
- 12V Light Assembly
- All Circuits Convertible to 120 or 240VAC
- Heater "ON" Indicator Light
- Smart-Econ Economy Mode Settings
- Smart-Freeze Protection
- Installation Kit (see below)
- Easy to Install & Service
- Detailed Owner's Manual & Wiring Diagram



Includes Spaside

Model	Platform	Pump 1	Pump 2	Pump 3	Blower	Ozone	Circ Pump	12V Light	Spaside Included
CS9700B-U-ML700-4.0	EL2000	1 or 2 SPD	1 or 2 SPD	1 SPD	1 SPD	YES	YES	YES	 <b>PT# 34-52649-K</b> ML700, 9.8"L x 3.1"H

Add (-VH) suffix to Model number for Versi-Heat Series w/ 60" Htr Cord  
 Add (-LH) suffix to Model number for Less Heater Series

### SYSTEM SPECIFICATIONS

**ELECTRICAL INPUT SPECIFICATION:** SINGLE PHASE, 120/240VAC, 60HZ

**ELECTRICAL OUTPUT SPECIFICATION:**

CIRCUIT(S)	MAXIMUM AMPS
PUMP(S)	13A
BLOWER	8A
OZONE	2A
CIRCULATION PUMP	5A
LIGHT	1A
HEATER	23A

**SYSTEM DIMENSIONS:** 22.5"W x 14.75"H x 7"D

**DIMENSIONS OF CONTROL BOXES & SHIPPING WEIGHT:**

CS9xx4:	22.5"W x 14.75"H x 7"D	23 LBS
---------	------------------------	--------

### INSTALLATION KIT (Included)

**Kit Includes:**

- Spaside Control (see above)
- Spaside Label
- Spaside Adapter Plate
- 48" Component Cords
- 2" Tailpieces w/Gaskets
- 12V Light Assembly
- Cord Adapters
- Heater Clamps



**WARRANTY:**  
 2 YEAR LIMITED WARRANTY STANDARD



# Balboa® OEM Retro Kits & Controls



**HYDROQUIP™**  
THE **SMART CHOICE™**











Made in the USA

## BP7 Series Retrofit Kit

### STANDARD FEATURES

M8® Technology Equipped  
 With 1.375/5.5KW or 1.0/4.0KW Heater  
 Spaside Control  
 12V Light Assembly  
 All Circuits Convertible to 120 or 240VAC  
 Amp Receptacles  
 Freeze Protection  
 Easy To Install & Service  
 Installation Kit (see below)  
 Detailed Owner's Manual & Wiring Diagram  
 US and Canada UL Recognized



Model #	BWG#	Pump 1	Pump 2	Blower	Pump 3	Circ Pump*	Htr Wattage	Spaside
50-BP7-200-40-K	HQ Custom	1/2 SPD	1/2 SPD	or 1 SPD	N/A	Supported	4.0kW	 <b>TP200 Series</b> 5.3"L x 1.9"H
50-BP7-200-55-K	HQ Custom	1/2 SPD	1/2 SPD	or 1 SPD	N/A	Supported	5.5kW	
50-BP7-500-40-K	G6405	1/2 SPD	1/2 SPD	or 1 SPD	N/A	Supported	4.0kW	 <b>TP500 Series</b> 6.32"L x 2.25"H
50-BP7-500-55-K	HQ Custom	1/2 SPD	1/2 SPD	or 1 SPD	N/A	Supported	5.5kW	
50-BP7-600-40-K	G6406	1/2 SPD	1/2 SPD	1 SPD	or 1 SPD	Supported	4.0kW	 <b>TP600 Series</b> 7.1"L x 3.5"H
50-BP7-600-55-K	HQ Custom	1/2 SPD	1/2 SPD	1 SPD	or 1 SPD	Supported	5.5kW	
50-BP7-700-40-K	HQ Custom	1/2 SPD	1/2 SPD	1 SPD**	1 SPD	Supported	4.0kW	 <b>TP700 Series</b> 10"L x 3.5"H
50-BP7-700-55-K	HQ Custom	1/2 SPD	1/2 SPD	1 SPD**	1 SPD	Supported	5.5kW	
50-BP7-SS-40-K	HQ Custom	1/2 SPD	1/2 SPD	1 SPD**	1 SPD	Supported	4.0kW	 <b>ST2 Square</b> 5.8"L x 4.2"H
50-BP7-SS-55-K	HQ Custom	1/2 SPD	1/2 SPD	1 SPD**	1 SPD	Supported	5.5kW	
50-BP7-ST-40-K	HQ Custom	1/2 SPD	1/2 SPD	1 SPD**	1 SPD	Supported	4.0kW	 <b>ST2 Trapezoid</b> 7.8"L x 4.9"H
50-BP7-ST-55-K	HQ Custom	1/2 SPD	1/2 SPD	1 SPD**	1 SPD	Supported	5.5kW	
50-BP7-ST3-55-K	HQ Custom	1-2 SPD	1-2 SPD	1 SPD	or 1 SPD	Supported	5.5kW	 <b>ST3</b> 5.73"L x 4.03"H
50-BP7-ST3-40-K	HQ Custom	1-2 SPD	1-2 SPD	1 SPD	or 1 SPD	Supported	4.0kW	
50-BP7-STM-55-K	HQ Custom	1-2 SPD	1-2 SPD	1 SPD	or 1 SPD	Supported	5.5kW	 <b>SPA TOUCH mini</b> 3.375"L x 2.44"H
50-BP7-STM-40-K	HQ Custom	1-2 SPD	1-2 SPD	1 SPD	or 1 SPD	Supported	4.0kW	
50-BP7-ST4-55-K	HQ Custom	1-2 SPD	1-2 SPD	1 SPD	or 1 SPD	Supported	5.5kW	 <b>SPA TOUCH 4</b> 5.73"L x 4.03"H
50-BP7-ST4-40-K	HQ Custom	1-2 SPD	1-2 SPD	1 SPD	or 1 SPD	Supported	4.0kW	
50-BP7-S3P-55-K	HQ Custom	1-2 SPD	1-2 SPD	1 SPD	or 1 SPD	Supported	5.5kW	 <b>SPA TOUCH 3+</b> 7.72"L x 4.58"H
50-BP7-S3P-40-K	HQ Custom	1-2 SPD	1-2 SPD	1 SPD	or 1 SPD	Supported	4.0kW	

### SYSTEM SPECIFICATIONS

**\*REQUIRED FLOW RATE:** 25 GPM  
**SYSTEM DIMENSIONS:** 15"W x 12"H x 6"D  
**SHIPPING WEIGHT:** 15 LBS  
**PACKAGING / SHIPPING :** INDIVIDUAL  
 FOB CORONA, CA 92878

**ELECTRICAL INPUT SPECIFICATION:** SINGLE PHASE, 120/240VAC, 60HZ

**ELECTRICAL OUTPUT SPECIFICATION:**

CIRCUIT(S)	MAXIMUM AMPS
PUMP(S)	12A
BLOWER	12A
OZONE	1A
CIRCULATION PUMP	4A
LIGHT	2A
HEATER	23A

## BP2000 Series Retrofit Kit

### STANDARD FEATURES

- M8® Technology Equipped With 1.375/5.5KW Heater
- Spaside Control
- 12V Light Assembly
- All Circuits Convertible to 120 or 240VAC
- Amp Receptacles
- Freeze Protection
- Easy To Install & Service
- Installation Kit (see below)
- Detailed Owner's Manual & Wiring Diagram
- US and Canada UL Recognized



Model #	Heater	Pump 1	Pump 2	Blower	Pump 3	Circ Pump*	Htr Wattage	Spaside
50-BP2-500-55-K**	Fixed	1/2 SPD	1/2 SPD or 1 SPD		N/A	Supported	5.5kW	 TP500 Series 6.32"L x 2.25"H
50-BP2-600-55-K	Fixed	1/2 SPD	1/2 SPD	1 SPD or 1 SPD		Supported	5.5kW	 TP600 Series 7.1"L x 3.5"H
50-BP2-700-55-K	Fixed	1/2 SPD	1/2 SPD	1 SPD	1 SPD	Supported	5.5kW	 TP700 Series 10"L x 3.5"H
50-BP2-800-55-K	Fixed	1/2 SPD	1/2 SPD	1 SPD	1 SPD	Supported	5.5kW	 TP800 Series 10"L x 3.5"H
50-BP2-SS-55-K	Fixed	1/2 SPD	1/2 SPD	1 SPD	1 SPD	Supported	5.5kW	 ST2 Square 5.8"L x 4.2"H
50-BP2-ST-55-K	Fixed	1/2 SPD	1/2 SPD	1 SPD	1 SPD	Supported	5.5kW	 ST2 Trapezoid 7.8"L x 4.9"H

\*\*TP500 will only control two components(Setups 4 & 10 Only)

### SYSTEMS INCLUDE

#### Kit Includes:

- Spaside Control
- Spaside Label
- Spaside Adapter Plate
- 2" Tailpieces w/Gaskets
- 12V Light Assembly w/LED



### SYSTEM SPECIFICATIONS

**ELECTRICAL INPUT SPECIFICATION:** SINGLE PHASE, 120/240VAC, 60HZ

**ELECTRICAL OUTPUT SPECIFICATION:**

CIRCUIT(S)	MAXIMUM AMPS
PUMP(S)	12A
BLOWER	12A
OZONE	1A
CIRCULATION PUMP	4A
LIGHT	2A
HEATER	23A

**\*REQUIRED FLOW RATE:**

25 GPM

**SYSTEM DIMENSIONS:**

15"W x 12"H x 6"D

**SHIPPING WEIGHT:**

15 LBS

**PACKAGING / SHIPPING :**

INDIVIDUAL  
FOB CORONA, CA 92878

## BP100 Series Retrofit Kit

### STANDARD FEATURES

- M7® Technology Equipped
- With 1.375/5.5KW Fixed or Remote Heater
- Spaside Control
- 12V Light Assembly
- All Circuits Convertible to 120 or 240VAC
- Amp Receptacles
- Freeze Protection
- Easy To Install & Service
- Installation Kit (see below)
- Detailed Owner's Manual & Wiring Diagram
- US and Canada UL Recognized



Model #	Heater	Pump 1	Pump 2	Blower	Circ Pump*	Htr Wattage	Spaside
50-BP1-200-55-K	Fixed	1/2 SPD	1/2 SPD	or 1 SPD	Supported	5.5kW	<p><b>TP200 Series</b> 5.3"L x 1.9"H</p>
50-BP1-200-40-K	Fixed	1/2 SPD	1/2 SPD	or 1 SPD	Supported	4.0kW	
50-BP1-200-5R-K	Remote	1/2 SPD	1/2 SPD	or 1 SPD	Supported	5.5kW	<p><b>TP200 Series</b> 5.3"L x 1.9"H</p>
50-BP1-200-4R-K	Remote	1/2 SPD	1/2 SPD	or 1 SPD	Supported	4.0kW	
50-BP1-500-55-K	Fixed	1/2 SPD	1/2 SPD	or 1 SPD	Supported	5.5kW	<p><b>TP500 Series</b> 6.32"L x 2.25"H</p>
50-BP1-500-40-K	Fixed	1/2 SPD	1/2 SPD	or 1 SPD	Supported	4.0kW	
50-BP1-500-5R-K	Remote	1/2 SPD	1/2 SPD	or 1 SPD	Supported	5.5kW	<p><b>TP500 Series</b> 6.32"L x 2.25"H</p>
50-BP1-500-4R-K	Remote	1/2 SPD	1/2 SPD	or 1 SPD	Supported	4.0kW	

### Heater Options:



Fixed Heater



Remote Heater

### SYSTEMS INCLUDE

#### Kit Includes:

- Spaside Control
- Spaside Label
- Spaside Adapter Plate
- 2" Tailpieces w/Gaskets
- 12V Light Assembly w/LED



### SYSTEM SPECIFICATIONS

**ELECTRICAL INPUT SPECIFICATION:** SINGLE PHASE, 120/240VAC, 60HZ

**ELECTRICAL OUTPUT SPECIFICATION:**

CIRCUIT(S)	MAXIMUM AMPS
PUMP(S)	12A
BLOWER	12A
OZONE	1A
CIRCULATION PUMP	4A
LIGHT	2A
HEATER	23A

**\*REQUIRED FLOW RATE:**

25 GPM

**SYSTEM DIMENSIONS:**

15"W x 8"H x 5.5"D

**SHIPPING WEIGHT:**

13 LBS

**PACKAGING / SHIPPING :**

INDIVIDUAL  
FOB CORONA, CA 92878







## VS Series Retrofit Kits

### STANDARD FEATURES

- M7™ Technology Equipped
- 1.325/5.5KW, 15" Heater Assembly
- 1.0/4.0KW, 10" Heater Assembly(VS100)
- Spaside Control & Adapter Plate Included
- 12V Light Assembly
- All Circuits Convertible to 120 or 240VAC
- Standard, Economy & Sleep Modes
- Easy To Install & Service
- US and Canada UL Recognized



BWG#   HQ#	Platform	Pump 1	Pump 2	Blower	Circ Pump*	Htr Wattage	Spaside
54219-Z   50-54219-Z	VS500Z	2 SPD	N/A	N/A	YES	5.5kW	
54220-Z   50-54220-Z	VS501Z	2 SPD	1 SPD** or	BLOWER**	YES	5.5kW	<b>VL-200 Series LCD</b> 4.3"L x 1.6"H
54216-Z   50-54216-Z	VS500Z	2 SPD	N/A	N/A	YES	5.5kW	
54217-Z   50-54217-Z	VS501Z	2 SPD	1 SPD** or	BLOWER**	YES	5.5kW	<b>VL-403 Series LED</b> 6.3"L x 2.2"H
54218-Z   50-54218-Z	VS510SZ	2 SPD	1 SPD	1 SPD (12A)	YES	5.5kW	
							<b>VL701S Series LCD</b> 7.4"L x 3.2"H
54808-Z   50-54808-A2	VS100	2 SPD	N/A	N/A	N/A	4.0kW	
							<b>VL-200 Series LCD</b> 4.3"L x 1.6"H

\*\* Pump 2 OR Blower

### SYSTEMS INCLUDE

#### Kit Includes:

- Spaside Control
- Spaside Label
- Spaside Adapter Plate  
8.5"L x 4"H
- 2" Tailpieces w/Gaskets
- 12V Light Assembly



### SYSTEM SPECIFICATIONS

**ELECTRICAL INPUT SPECIFICATION:** SINGLE PHASE, 120/240VAC, 60HZ

**ELECTRICAL OUTPUT SPECIFICATION:**

CIRCUIT(S)	MAXIMUM AMPS
PUMP(S)	12A
BLOWER	12A
OZONE	1A
CIRCULATION PUMP	4A
LIGHT	1A
HEATER	23A

**\*REQUIRED FLOW RATE:**

25 GPM

**SYSTEM DIMENSIONS:**

15"W x 11"H x 5"D

**SHIPPING WEIGHT:**

14 LBS

**PACKAGING / SHIPPING :**

INDIVIDUAL  
FOB CORONA, CA 92878

## Control Boxes Only



### BP STANDARD FEATURES

M8™Technology Equipped  
 1.375/5.5KW or 1.0/4.0KW Heater  
 All Circuits Convertible to 120 or 240VAC  
 WiFi Capable

Amp Receptacles  
 Freeze Protection  
 Easy To Install & Service  
 US and Canada UL Recognized

### BP Series

HQ#	Platform	Htr Wattage	Htr Material	HQ#	Platform	Htr Wattage	Htr Material
51-G4310-K	BP100	4.0	Incoloy	51-G4361-K	BP7	4.0	Incoloy
51-G5310-K	BP100	5.5	Incoloy	51-G5361-K	BP7	5.5	Incoloy
51-G4311-K	BP100	4.0(Remote)	Incoloy	51-56378-Z-K	BP2000G1	5.5	Incoloy
51-G5311-K	BP100	5.5(Remote)	Incoloy				

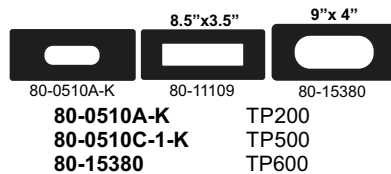
### OPTIONAL ACCESSORIES

#### LIGHT ASSEMBLY (Sold Separately)

37-0001  
Spa Light Assembly



#### PLACARDS (Sold Separately)



#### COMPONENT CORDS (Sold Separately)

30-1001A      72" Amp Cord, 14/4  
 30-0018      48" Amp Cord, 18/3  
 30-0024-K      72" Amp Cord, 14/3



### SYSTEM SPECIFICATIONS

**ELECTRICAL INPUT SPECIFICATION:** SINGLE PHASE, 120/240VAC, 60HZ  
**ELECTRICAL OUTPUT SPECIFICATION:**

CIRCUIT(S)	MAXIMUM AMPS
PUMP(S)	12A
BLOWER	12A
OZONE	1A
CIRCULATION PUMP	4A
LIGHT	1A
HEATER	23A

**\*REQUIRED FLOW RATE:**

25 GPM

**SYSTEM DIMENSIONS BP7 & 2000:**

16.9"W x 11.5"H x 4.9"D

**SYSTEM DIMENSIONS BP100:**

16.9"W x 8.32"H x 6.46"D

**SHIPPING WEIGHT:**

**BP7** 11.5 lbs **BP2000** 12 lbs.  
**BP100** 11lbs.

**PACKAGING / SHIPPING :**

INDIVIDUAL  
 FOB CORONA, CA 92878



# Gecko Series by Hydro-Quip



**HYDROQUIP**  
THE **SMART CHOICE**

Made in the USA

### CS6000Y SLIDE Series

#### STANDARD FEATURES

- 1.375/5.5KW, 15" SLIDE Heater Assembly
- Wi-Fi Enabled\*
- EZ Access Foot Heater
- Spaside Control
- 12V Light Assembly
- All Circuits Convertible to 120 or 240VAC
- Heater "ON" Indicator Light
- Pressure Switch Protection
- Smart-Freeze Protection
- Easy to Install & Service
- Installation Kit (see below)
- Detailed Owners Manual & Wiring Diagram






HEATER SLIDES FROM BOTTOM TO TOP!

Includes Spaside



#### OPTIONS

- Versi-Heat Remote Heater with 60" Cords
- Various Heater Wattages
- Less Heater Model

Model	Platform	Pump 1	Pump 2	Blower	Ozone	Circ Pump	Htr Wattage	Spaside Included
CS6209Y-US CS6229Y-US	ye-5 ye-5	2 SPD 2 SPD	1 SPD** or 2 SPD	BLOWER** N/A	YES YES	YES YES	5.5kW 5.5kW	 in.k200 Series 4.75"L x 2"H
CS6209Y-US-F CS6229Y-US-F	ye-5 ye-5	2 SPD 2 SPD	1 SPD** or 2 SPD	BLOWER** N/A	YES YES	YES YES	5.5kW 5.5kW	 in.k19 Spaside 7"L x 3.25"H
CS6239Y-US CS6339Y-US	ye-5 ye-5	2 SPD 2 SPD	1 SPD 2 SPD	1 SPD (8A) 1 SPD (8A)	YES YES	YES YES	5.5kW 5.5kW	 in.k450 Spaside 7"L x 3.25"H, 10' Cord

Add (-VH) suffix to Model number for Versi-Heat Series w/ 60" Htr Cord  
Add (-LH) suffix to Model number for Less Heater Series

\*\* Pump 2 or Blower only



#### INSTALLATION KIT (Included)

##### Kit Includes:

- Spaside Control
- Spaside Label
- Spaside Adapter Plate
- 48" Component Cords
- 2" Tailpieces w/Gaskets
- 12V Light Assembly



#### SYSTEM SPECIFICATIONS

ELECTRICAL INPUT SPECIFICATION: SINGLE PHASE, 120/240VAC, 60HZ  
ELECTRICAL OUTPUT SPECIFICATION:

CIRCUIT(S)	MAXIMUM AMPS	CIRCUIT(S)	MAXIMUM AMPS
PUMP(S)	13A	CIRC PUMP	5A
BLOWER	8A	LIGHT	1A
OZONE	2A	HEATER	23A

SYSTEM DIMENSIONS: 15"W x 11"H x 4"D  
SHIPPING WEIGHT: 14 LBS  
PACKAGING / SHIPPING : INDIVIDUAL (HQ STOCK)  
FOB CORONA, CA 92878

2 YEAR LIMITED WARRANTY STANDARD

### CS4000Y SLIDE Series Pump Mount

#### STANDARD FEATURES

- 1.375/5.5KW, 15" SLIDE L Shaped Heater Assembly
- Wi-Fi Enabled\*
- EZ Access Foot Heater
- Spaside Control
- 12V Light Assembly
- All Circuits Convertible to 120 or 240VAC
- Heater "ON" Indicator Light
- Pressure Switch Protection
- Smart-Freeze Protection
- Easy to Install & Service
- Installation Kit (see below)
- Detailed Owners Manual & Wiring Diagram



Includes Spaside



#### OPTIONS

- Versi-Heat Remote Heater with 60" Cords
- Various Heater Wattages
- Less Heater Model

Model	Platform	Pump 1	Pump 2	Blower	Ozone	Circ Pump	Htr Wattage	Spaside Included
CS4209Y-US CS4229Y-US	ye-5 ye-5	2 SPD 2 SPD	1 SPD** or 2 SPD	BLOWER** N/A	YES YES	YES YES	5.5kW 5.5kW	 in.k200 Series 4.75"L x 2"H
CS4209Y-US-F CS4229Y-US-F	ye-5 ye-5	2 SPD 2 SPD	1 SPD** or 2 SPD	BLOWER** N/A	YES YES	YES YES	5.5kW 5.5kW	 in.k19 Spaside 7"L x 3.25"H
CS4239Y-US CS4339Y-US	ye-5 ye-5	2 SPD 2 SPD	1 SPD 2 SPD	1 SPD (8A) 1 SPD (8A)	YES YES	YES YES	5.5kW 5.5kW	 in.k450 Spaside 7"L x 3.25"H, 10' Cord

\*\* Pump 2 or Blower only

Add (-VH) suffix to Model number for Versi-Heat Series w/ 60" Htr Cord  
Add (-LH) suffix to Model number for Less Heater Series



#### INSTALLATION KIT (Included)

##### Kit Includes:

- Spaside Control
- Spaside Label
- Spaside Adapter Plate
- 48" Component Cords
- 2" Tailpieces w/Gaskets
- 12V Light Assembly



#### SYSTEM SPECIFICATIONS

ELECTRICAL INPUT SPECIFICATION: SINGLE PHASE, 120/240VAC, 60HZ

ELECTRICAL OUTPUT SPECIFICATION:

CIRCUIT(S)	MAXIMUM AMPS	CIRCUIT(S)	MAXIMUM AMPS
PUMP(S)	13A	CIRC PUMP	5A
BLOWER	8A	LIGHT	1A
OZONE	2A	HEATER	23A

SYSTEM DIMENSIONS: 15"W x 11"H x 4"D

SHIPPING WEIGHT: 14 LBS

PACKAGING / SHIPPING : INDIVIDUAL (HQ STOCK)  
FOB CORONA, CA 92878

2 YEAR LIMITED WARRANTY STANDARD

### CS6000Y WaterPro Series

#### STANDARD FEATURES

- Fixed 1.375/5.5KW, 15" Heater Assembly
- Wi-Fi Enabled\*
- EZ Access Foot Heater
- Spaside Control
- 12V Light Assembly
- All Circuits Convertible to 120 or 240VAC
- Heater "ON" Indicator Light
- Amp Receptacles
- Smart-Freeze Protection
- Pressure Switch Protected
- Installation Kit (see below)
- Detailed Owner's Manual & Wiring Diagram
- US and Canada UL Recognized
- \*Requires optional Wi-Fi Module



Includes Spaside



Model	Platform	Pump 1	Pump 2	Blower	Ozone	Circ Pump	Htr Wattage	Spaside Included
CS6200Y-U-WP	ye-5	2 SPD	1 SPD** or	BLOWER**	YES	YES	5.5kW	 <b>in.k200 Series</b> 4.75"L x 2"H
CS6220Y-U-WP	ye-5	2 SPD	2 SPD	N/A	YES	YES	5.5kW	
CS6230Y-U-WP	ye-5	2 SPD	1 SPD	1 SPD (8A)	YES	YES	5.5kW	 <b>in.k450 Spaside</b> 7"L x 3.25"H, 10' Cord
CS6330Y-U-WP	ye-5	2 SPD	2 SPD	1 SPD (8A)	YES	YES	5.5kW	

Add (-VH) suffix to Model number for Versi-Heat Series w/ 60" Htr Cord  
 Add (-LH) suffix to Model number for Less Heater Series

\*\* Pump 2 or Blower only



#### INSTALLATION KIT (Included)

##### Kit Includes:

- Spaside Control
- Spaside Label
- Spaside Adapter Plate
- 48" Component Cords
- 2" Tailpieces w/Gaskets
- 12V Light Assembly



#### SYSTEM SPECIFICATIONS

**ELECTRICAL INPUT SPECIFICATION:** SINGLE PHASE, 120/240VAC, 60HZ  
**ELECTRICAL OUTPUT SPECIFICATION:**

CIRCUIT(S)	MAXIMUM AMPS	CIRCUIT(S)	MAXIMUM AMPS
PUMP(S)	13A	CIRC PUMP	5A
BLOWER	8A	LIGHT	1A
OZONE	2A	HEATER	23A

**SYSTEM DIMENSIONS:** 15"W x 11"H x 4"D  
**SHIPPING WEIGHT:** 14 LBS  
**PACKAGING / SHIPPING :** INDIVIDUAL (HQ STOCK)  
 FOB CORONA, CA 92878

2 YEAR LIMITED WARRANTY STANDARD



## YE-5 Series with Slipstream Heater




### STANDARD FEATURES

- HQ YE-5 Platform
- 1.375/5.5kW Lo-Flo Slide Heater Assy
- Wi-Fi Capable\*
- Spaside Control (Varies depending on model)
- 12V Light Assembly
- Heater "ON" Indicator Light
- Titanium Low Watt Density Heater Element
- 3/4" x 1" Barb Adapter
- Smart-Freeze Protection
- Flow Switch Protected
- Installation Kit (see below)
- Detailed Owner's Manual & Wiring Diagram
- US and Canada UL Recognized



### OPTIONS

Other Wattages Available

Model	Platform	Pump 1	Pump 2	Blower/Pump 3	Ozone	Circ Pump	Htr Wattage	Spaside Included
CS6P52Y-US	ye-5	1/2 SPD	1/2 SPD	1 SPD	YES	YES	5.5kW	 in.k200 Spaside
CS6P52Y-US-4	ye-5	1/2 SPD	1/2 SPD	1 SPD	YES	YES	5.5kW	 in.k450 Spaside
CS6P52Y-US-8	ye-5	1/2 SPD	1/2 SPD	1 SPD	YES	YES	5.5kW	 in.k8 Spaside

### SYSTEM PROGRAMMING CONFIGURATIONS

Program	Pump 1	Pump 2/Blower	Pump 3/Blower	CP	Ozone
1	2 SPD - (A3)	NA	NA	NA	YES - (A4)
2	2 SPD - (A3)	NA	NA	24 HR - (A1)	YES - (A4)
3	2 SPD - (A3)	NA	NA	THERM - (A1)	YES - (A4)
4	2 SPD - (A3)	1 SPD - (A2)	NA	NA	YES - (A4)
5	2 SPD - (A3)	1 SPD - (A2)	NA	24 HR - (A1)	YES - (A4)
6	2 SPD - (A3)	1SPD - (A2)	NA	THERM - (A1)	YES - (A4)
7	2 SPD - (A3)	2 SPD - (A2)	NA	NA	YES - (A1)
8	2 SPD - (A3)	2 SPD - (A2)	NA	24 HR - (A1)	YES - (A1)
9	2 SPD - (A3)	2 SPD - (A2)	NA	THERM - (A1)	YES - (A1)
10	2 SPD - (A3)	1 SPD - (A2)	1 SPD - (A1)	NA	YES - (A4)
11	2 SPD - (A3)	1SPD - (A2)	1 SPD - (A1)	24 HR - (A4)	YES - (A4)
12	2 SPD - (A3)	1SPD - (A2)	1 SPD - (A1)	THERM - (A4)	YES - (A4)
13	2 SPD - (A3)	2 SPD - (A2)	1 SPD - (A1)	NA	YES - (A4)
14	2 SPD - (A3)	2SPD - (A2)	1 SPD - (A1)	24 HR* - (A0)	YES - (A0)
15	1 SPD - (A3)	NA	1 SPD - (A1)	24 HR - (A4)	YES - (A4)
16	1 SPD - (A3)	1 SPD - (A2)	1 SPD - (A1)	24 HR - (A4)	YES - (A4)



### INSTALLATION KIT (Included)

#### Kit Includes:

- Spaside Control (See above)
- Spaside Label
- Spaside Adapter Plate
- 48" Component Cords
- Flow Switch Tee Assy
- 3/4" Clear Tubing
- SS Clamps
- 12V Light Assembly
- 3/4" X 1" Barb Adapter



### SYSTEM SPECIFICATIONS

**ELECTRICAL INPUT SPECIFICATION:** SINGLE PHASE, 120/240VAC, 60HZ  
**ELECTRICAL OUTPUT SPECIFICATION:**

CIRCUIT(S)	MAXIMUM AMPS
PUMP(S)	13A
BLOWER	8A
OZONE	2A
CIRCULATION PUMP	5A
LIGHT	1A
HEATER	23A

### YE-5 Series with Slide Heater




#### STANDARD FEATURES

- HQ YE-5 Platform
- 1.375/5.5kW Slide Heater Assy
- Wi-Fi Capable\*
- Spaside Control (Varies depending on model)
- 12V Light Assembly
- Heater "ON" Indicator Light
- Smart-Freeze Protection
- Pressure Switch Protected
- Installation Kit (see below)
- Detailed Owner's Manual & Wiring Diagram
- US and Canada UL Recognized
- \*Requires optional Wi-Fi Module



#### OPTIONS

Other Wattages Available

Model	Platform	Pump 1	Pump 2	Blower/Pump 3	Ozone	Circ Pump	Htr Wattage	Spaside Included
CS6P59Y-US	ye-5	1/2 SPD	1/2 SPD	1 SPD	YES	YES	5.5kW	 in.k200 Spaside
CS6P59Y-US-4	ye-5	1/2 SPD	1/2 SPD	1 SPD	YES	YES	5.5kW	 in.k450 Spaside
CS6P59Y-US-8	ye-5	1/2 SPD	1/2 SPD	1 SPD	YES	YES	5.5kW	 in.k8 Spaside

#### SYSTEM PROGRAMMING CONFIGURATIONS

Program	Pump 1	Pump 2/Blower	Pump 3/Blower	CP	Ozone
1	2 SPD - (A3)	NA	NA	NA	YES - (A4)
2	2 SPD - (A3)	NA	NA	24 HR - (A1)	YES - (A4)
3	2 SPD - (A3)	NA	NA	THERM - (A1)	YES - (A4)
4	2 SPD - (A3)	1 SPD - (A2)	NA	NA	YES - (A4)
5	2 SPD - (A3)	1 SPD - (A2)	NA	24 HR - (A1)	YES - (A4)
6	2 SPD - (A3)	1SPD - (A2)	NA	THERM - (A1)	YES - (A4)
7	2 SPD - (A3)	2 SPD - (A2)	NA	NA	YES - (A1)
8	2 SPD - (A3)	2 SPD - (A2)	NA	24 HR - (A1)	YES - (A1)
9	2 SPD - (A3)	2 SPD - (A2)	NA	THERM - (A1)	YES - (A1)
10	2 SPD - (A3)	1 SPD - (A2)	1 SPD - (A1)	NA	YES - (A4)
11	2 SPD - (A3)	1SPD - (A2)	1 SPD - (A1)	24 HR - (A4)	YES - (A4)
12	2 SPD - (A3)	1SPD - (A2)	1 SPD - (A1)	THERM - (A4)	YES - (A4)
13	2 SPD - (A3)	2 SPD - (A2)	1 SPD - (A1)	NA	YES - (A4)
14	2 SPD - (A3)	2SPD - (A2)	1 SPD - (A1)	24 HR* - (A0)	YES - (A0)
15	1 SPD - (A3)	NA	1 SPD - (A1)	24 HR - (A4)	YES - (A4)
16	1 SPD - (A3)	1 SPD - (A2)	1 SPD - (A1)	24 HR - (A4)	YES - (A4)



#### INSTALLATION KIT (Included)

##### Kit Includes:

- Spaside Control (See above)
- Spaside Label
- Spaside Adapter Plate
- 48" Component Cords
- 12V Light Assembly



#### SYSTEM SPECIFICATIONS

**ELECTRICAL INPUT SPECIFICATION:** SINGLE PHASE, 120/240VAC, 60HZ  
**ELECTRICAL OUTPUT SPECIFICATION:**

CIRCUIT(S)	MAXIMUM AMPS
PUMP(S)	13A
BLOWER	8A
OZONE	2A
CIRCULATION PUMP	5A
LIGHT	1A
HEATER	23A

#### DIMENSIONS OF CONTROL BOXES & SHIPPING WEIGHT:

**CS6P52Y:** 22.5"W x 11"H x 7"D 19 LBS

**WARRANTY:**  
2 YEAR LIMITED WARRANTY STANDARD



### YE-5 Series with Fixed Heater

#### STANDARD FEATURES

- HQ YE-5 Platform
- 1.375/5.5kW Fixed Heater Assy
- Wi-Fi Capable\*
- Spaside Control (Varies depending on model)
- 12V Light Assembly
- Heater "ON" Indicator Light
- Smart-Freeze Protection
- Pressure Switch Protected
- Installation Kit (see below)
- Detailed Owner's Manual & Wiring Diagram
- US and Canada UL Recognized
- \*Requires optional Wi-Fi Module



#### OPTIONS

Other Wattages Available

Model	Platform	Pump 1	Pump 2	Blower/Pump 3	Ozone	Circ Pump	Htr Wattage	Spaside Included
CS6P50Y-US	ye-5	1/2 SPD	1/2 SPD	1 SPD	YES	YES	5.5kW	in.k200 Spaside
CS6P50Y-US-4	ye-5	1/2 SPD	1/2 SPD	1 SPD	YES	YES	5.5kW	in.k450 Spaside
CS6P50Y-US-8	ye-5	1/2 SPD	1/2 SPD	1 SPD	YES	YES	5.5kW	in.k8 Spaside

#### SYSTEM PROGRAMMING CONFIGURATIONS

Program	Pump 1	Pump 2/Blower	Pump 3/Blower	CP	Ozone
1	2 SPD - (A3)	NA	NA	NA	YES - (A4)
2	2 SPD - (A3)	NA	NA	24 HR - (A1)	YES - (A4)
3	2 SPD - (A3)	NA	NA	THERM - (A1)	YES - (A4)
4	2 SPD - (A3)	1 SPD - (A2)	NA	NA	YES - (A4)
5	2 SPD - (A3)	1 SPD - (A2)	NA	24 HR - (A1)	YES - (A4)
6	2 SPD - (A3)	1SPD - (A2)	NA	THERM - (A1)	YES - (A4)
7	2 SPD - (A3)	2 SPD - (A2)	NA	NA	YES - (A1)
8	2 SPD - (A3)	2 SPD - (A2)	NA	24 HR - (A1)	YES - (A1)
9	2 SPD - (A3)	2 SPD - (A2)	NA	THERM - (A1)	YES - (A1)
10	2 SPD - (A3)	1 SPD - (A2)	1 SPD - (A1)	NA	YES - (A4)
11	2 SPD - (A3)	1SPD - (A2)	1 SPD - (A1)	24 HR - (A4)	YES - (A4)
12	2 SPD - (A3)	1SPD - (A2)	1 SPD - (A1)	THERM - (A4)	YES - (A4)
13	2 SPD - (A3)	2 SPD - (A2)	1 SPD - (A1)	NA	YES - (A4)
14	2 SPD - (A3)	2SPD - (A2)	1 SPD - (A1)	24 HR* - (A0)	YES - (A0)
15	1 SPD - (A3)	NA	1 SPD - (A1)	24 HR - (A4)	YES - (A4)
16	1 SPD - (A3)	1 SPD - (A2)	1 SPD - (A1)	24 HR - (A4)	YES - (A4)



#### INSTALLATION KIT (Included)

##### Kit Includes:

- Spaside Control (See above)
- Spaside Label
- Spaside Adapter Plate
- 48" Component Cords
- 12V Light Assembly



#### SYSTEM SPECIFICATIONS

**ELECTRICAL INPUT SPECIFICATION:** SINGLE PHASE, 120/240VAC, 60HZ  
**ELECTRICAL OUTPUT SPECIFICATION:**

CIRCUIT(S)	MAXIMUM AMPS
PUMP(S)	13A
BLOWER	8A
OZONE	2A
CIRCULATION PUMP	5A
LIGHT	1A
HEATER	23A

### CS9700Y SLIDE Deluxe Series

#### STANDARD FEATURES

- 1.375/5.5KW, 16.25" SLIDE Heater Assembly
- Wi-Fi Enabled\*
- EZ Access Foot Heater
- Spaside Control
- 12V Light Assembly
- All Circuits Convertible to 120 or 240VAC
- Heater "ON" Indicator Light
- Pressure Switch Protection
- Smart-Freeze Protection
- Easy to Install & Service
- Installation Kit (see below)
- Detailed Owners Manual & Wiring Diagram



Includes Spaside



#### OPTIONS

- Versi-Heat Remote Heater with 60" Cords
- Various Heater Wattages
- Less Heater Model

Model	Platform	Pump 1	Pump 2	Pump 3	Blower	Ozone	Circ Pump	12V Light	Spaside Included
-------	----------	--------	--------	--------	--------	-------	-----------	-----------	------------------

CS9709Y-US	ye-7	1 or 2 SPD	1 or 2 SPD	1 SPD	1 SPD	YES	YES	1-3 STEP	
------------	------	------------	------------	-------	-------	-----	-----	----------	--



in.k8 Spaside

Add (-VH) suffix to Model number for Versi-Heat Series w/ 60" Htr Cord  
 Add (-LH) suffix to Model number for Less Heater Series



#### INSTALLATION KIT (Included)

##### Kit Includes:

- Spaside Control
- Spaside Label
- Spaside Adapter Plate
- 48" Component Cords
- 2" Tailpieces w/Gaskets
- 12V Light Assembly



#### SYSTEM SPECIFICATIONS

ELECTRICAL INPUT SPECIFICATION: SINGLE PHASE, 120/240VAC, 60HZ  
 ELECTRICAL OUTPUT SPECIFICATION:

CIRCUIT(S)	MAXIMUM AMPS	CIRCUIT(S)	MAXIMUM AMPS
PUMP(S)	13A	CIRC PUMP	5A
BLOWER	8A	LIGHT	1A
OZONE	2A	HEATER	23A

SYSTEM DIMENSIONS: 15"W x 11"H x 4"D  
 SHIPPING WEIGHT: 14 LBS  
 PACKAGING / SHIPPING : INDIVIDUAL (HQ STOCK)  
 FOB CORONA, CA 92878

2 YEAR LIMITED WARRANTY STANDARD



# Air Series by Hydro-Quip



**HYDROQUIP**<sup>™</sup>  
THE **SMART** CHOICE<sup>™</sup>

Made in the USA

## CS6000 SLIDE Series

### STANDARD FEATURES

- 1.375/5.5KW, 15" SLIDE Heater Assembly
- EZ Access Foot Heater
- Spaside Receptacle
- 12V Light Assembly
- Heater "ON" Indicator Light
- 24hr Timer With Mode Switch
- Full Range Thermostat
- "VDS" Visual Diagnostics
- Easy to Install & Service
- Installation Kit (see below)
- Detailed Owner's Manual & Wiring Diagram
- US and Canada UL Recognized

### OPTIONS

- Versi-Heat Remote Heater with 60" Cord
- Spaside Control



HEATER SLIDES FROM BOTTOM TO TOP!

Model	Pump 1	Pump 2	Blower	Ozone	Htr Wattage
CS6009-US1	2 SPD	N/A	YES	YES	5.5kW
CS6009-US2	2 SPD	1 SPD	YES	YES	5.5kW
CS6009-S1-3W(240V Only)	2 SPD	1 SPD	YES	YES	5.5kW

Add (-VH) suffix to Model number for Versi-Heat Series w/ 60" Htr Cord

### SPASIDE CONTROL OPTIONS



**3 Button Analog Spaside Control**

Replaced by HQ PT# 34-0039D-S



**3 Button Digital Spaside Control**

HQ PT# 34-0039D-S



**4 Button Analog Spaside Control**

Replaced by HQ PT# 34-0037D-S



**4 Button Digital Spaside Control**

HQ PT# 34-0037D-S

### INSTALLATION KIT (Included)

#### Kit Includes:

- 48" Component Cords
- Air Transmitters
- Air Tubing
- 2" Tailpieces w/Gaskets



### SYSTEM SPECIFICATIONS

**ELECTRICAL INPUT SPECIFICATION:** SINGLE PHASE, 120/240VAC, 60HZ

**ELECTRICAL OUTPUT SPECIFICATION:**

CIRCUIT(S)	MAXIMUM AMPS
PUMP(S)	13A
BLOWER	8A
OZONE	2A
HEATER	23A

**SYSTEM DIMENSIONS:**

**SHIPPING WEIGHT:**

**PACKAGING / SHIPPING :**

**WARRANTY:**

1 YEAR LIMITED WARRANTY STANDARD

15"W x 11"H x 5"D

18 LBS

INDIVIDUAL (HQ STOCK)

FOB CORONA, CA 92878

## CS4000 SLIDE Series

### STANDARD FEATURES

- 1.375/5.5KW, 15" SLIDE L Shaped Heater Assembly
- EZ Access Foot Heater
- Spaside Receptacle
- 12V Light Assembly
- Heater "ON" Indicator Light
- 24hr Timer With Mode Switch
- Full Range Thermostat
- "VDS" Visual Diagnostics
- Easy to Install & Service
- Installation Kit (see below)
- Detailed Owner's Manual & Wiring Diagram
- US and Canada UL Recognized



### OPTIONS

- Versi-Heat Remote Heater with 60" Cord
- Spaside Control

Model	Pump 1	Pump 2	Blower	Ozone	Htr Wattage
CS4009-US1	2 SPD	N/A	YES	YES	5.5kW
CS4009-US2	2 SPD	1 SPD	YES	YES	5.5kW
CS4009-S1-3W(240V Only)	2 SPD	1 SPD	YES	YES	5.5kW

Add (-VH) suffix to Model number for Versi-Heat Series w/ 60" Htr Cord

### SPASIDE CONTROL OPTIONS



**3 Button Analog Spaside Control**  
Replaced by HQ PT# 34-0039D-S



**3 Button Digital Spaside Control**  
HQ PT# 34-0039D-S



**4 Button Analog Spaside Control**  
Replaced by HQ PT# 34-0037D-S



**4 Button Digital Spaside Control**  
HQ PT# 34-0037D-S

## EQUIPMENT SYSTEMS

The Air Series systems are also available as Equipment Systems which would come with a specific pump and blower of your choosing. By adding the special Option Code\* to the ES Model number below, you can create your own custom system.

ES Model:	*Option Code	Pump	Voltage	Blower	Voltage	*Option Code	Pump	Voltage	Blower	Voltage
ES4000	-A	1 HP	120	1 HP	120	-E	2 HP	240	1 HP	120
	-B	1 HP	120	N/A	N/A	-F	2 HP	240	N/A	N/A
	-C	1.5 HP	120	1 HP	120	-G	3 HP	240	1 HP	120
	-C5	1.5 HP	240	1 HP	120	-H	3 HP	240	N/A	N/A
	-D	1.5 HP	120	N/A	N/A	-J	4 HP	240	1 HP	120
	-D5	1.5 HP	240	N/A	N/A	-K	4 HP	240	N/A	N/A

All ES Systems include an Installation Kit\*\*, plastic base, mounting hardware, plumbing header(heater to pump) and pump unions.

### INSTALLATION KIT (Included)

#### Kit Includes:

- 48" Component Cords
- Air Transmitters
- Air Tubing
- 2" Tailpieces w/Gaskets



### SYSTEM SPECIFICATIONS

**ELECTRICAL INPUT SPECIFICATION:** SINGLE PHASE, 120/240VAC, 60HZ

**ELECTRICAL OUTPUT SPECIFICATION:**

CIRCUIT(S)	MAXIMUM AMPS
PUMP(S)	13A
BLOWER	8A
OZONE	2A
HEATER	23A

**SYSTEM DIMENSIONS:**

**SHIPPING WEIGHT:**

**PACKAGING / SHIPPING :**

**WARRANTY:**

1 YEAR LIMITED WARRANTY STANDARD

13"W x 9.25"H x 4.5"D

13 LBS

INDIVIDUAL (HQ STOCK)  
FOB CORONA, CA 92878

## CS7000 Economy Series

### STANDARD FEATURES

- Fixed 1.0/4.0kW 13" Heater Assembly
- EZ Access Foot Heater
- Spaside Receptacle
- 120/240V Universal Models
- Heater "ON" Indicator Light
- 24hr Timer with Mode Switch ("T" units)
- Full Range Thermostat
- Lightweight Aluminum Box
- Easy to Install & Service
- Installation Kit (see below)
- Detailed Owner's Manual & Wiring Diagram
- US and Canada UL Recognized

### OPTIONS

- 120V/12V Light Kit w/Air Switch & Wall Fitting Option (see below)
- Spaside Control



Model	Voltage	Pump 1	Heater	Blower	Ozone	GFCI Cord
CS7000-A-15A	120	2 SPD	1.0kW	YES	YES	YES
CS7000T-A-15A	120	2 SPD	1.0kW	YES	YES	YES
CS7000-A	120	2 SPD	1.0kW	YES	YES	NO
CS7000T-A	120	2 SPD	1.0kW	YES	YES	NO
CS7000-U	120/240	2 SPD	1.0/4.0kW	YES	YES	NO
CS7000T-U	120/240	2 SPD	1.0/4.0kW	YES	YES	NO

A = 120V only T = with Timer U = Universal

Add (-VH) suffix to Model number for Versi-Heat Series w/ 60" Htr Cord

### SPASIDE CONTROL OPTIONS



**3 Button Analog Spaside Control**  
Replaced by HQ PT# 34-0039D-S



**3 Button Digital Spaside Control**  
HQ PT# 34-0039D-S

### LIGHT KIT OPTIONS



Light Kit Assembly Options

**PT# 37-0029-SM**  
With Wall Fitting Kit

**PT# 37-0031-SM**  
Less Wall Fitting Kit

For a complete list of parts, refer to our Replacement Parts Section in the back of this catalog

### INSTALLATION KIT (Included)

#### Kit Includes:

- 48" Component Cords
- Air Transmitters
- Air Tubing
- 2" Tailpieces w/Gaskets



### SYSTEM SPECIFICATIONS

**ELECTRICAL INPUT SPECIFICATION:** SINGLE PHASE, 120/240VAC, 60HZ

**ELECTRICAL OUTPUT SPECIFICATION:**

CIRCUIT(S)	MAXIMUM AMPS
PUMP(S)	13A
BLOWER	8A
OZONE	2A
HEATER	23A

**SYSTEM DIMENSIONS:**

13"W x 9.25"H x 4.5"D

**SHIPPING WEIGHT:**

13 LBS

**PACKAGING / SHIPPING :**

INDIVIDUAL (HQ STOCK)  
FOB CORONA, CA 92878

**WARRANTY:**

1 YEAR LIMITED WARRANTY STANDARD



## CS800 / CS500 Series

### STANDARD FEATURES

- Fixed 1.125/4.5kW 15" Heater Assembly (CS800)
- Fixed 1.125/4.5kW ABS Housing (CS500)
- 120/240V Models
- Heater "ON" Indicator Light
- Operation Mode Switch
- Full Range Thermostat
- Easy to Install & Service
- Installation Kit (see below)
- Detailed Owner's Manual & Wiring Diagram
- US and Canada UL Recognized

### OPTIONS

- 120V/12V Light Kit w/Air Switch & Wall Fitting Option (see below)



Model	Voltage	Heater Wattage	Pump Voltage	Blower Circuit	Blower Voltage	GFCI Cord
CS800-A2	120	1.1kW	120V	Yes	120V	Yes
CS800-B2	240	4.5kW	120V	Yes	120V	No
CS800-C2	240	4.5kW	240V	Yes	120V	No

Model	Voltage	Pump 1 (2SPD)	15A GFCI	Blower	Ozone	Timer	Htr Wattage
CS500-A	120V	120V	YES	120V	YES	NO	1.1kW
CS500T-A	120V	120V	YES	120V	YES	YES	1.1kW
CS500-C	240V	120V	N/A	120V	YES	NO	4.5kW
CS500T-C	240V	120V	N/A	120V	YES	YES	4.5kW
CS500T-C9	240V	240V	N/A	120V	YES	YES	4.5kW

A = 120V only T = with Timer

### LIGHT KIT OPTIONS

Light Kit Assembly Options

PT# 37-0029-SM With Wall Fitting Kit

PT# 37-0031-SM Less Wall Fitting Kit

For a complete list of parts, refer to our Replacement Parts Section in the back of this catalog

### INSTALLATION KIT (Included)

#### Kit Includes:

- 48" Component Cords
- Air Transmitters
- 10 ft Air Tubing per transmitter
- 2" Tailpieces w/Gaskets (CS800)
- 1.5" Unions w/Gaskets (CS500)
- 15' GFCI Cord (CS800-A2, CS500X-A)



### SYSTEM SPECIFICATIONS

**ELECTRICAL INPUT SPECIFICATION:** SINGLE PHASE, 120/240VAC, 60HZ

**ELECTRICAL OUTPUT SPECIFICATION:**

CIRCUIT(S)	MAXIMUM AMPS
PUMP(S)	13A
BLOWER	8A
OZONE	2A
HEATER	23A

**SYSTEM DIMENSIONS:**

CS800	5"H x 15"W x 5"D
CS500	14"H x 6"W x 6"D
CS800-A2	13.5 LBS
CS800-B2/CS800-C2	12 LBS
CS500	16 LBS

**SHIPPING WEIGHT:**

**WARRANTY:**

1 YEAR LIMITED WARRANTY STANDARD



# Outdoor Series by Hydro-Quip



**HYDROQUIP**<sup>™</sup>  
THE **SMART CHOICE**<sup>™</sup>

Made in the USA



### CS8800 Balboa® BP Series

#### STANDARD FEATURES

- Balboa BP2000 Platform
- M7 Technology Equipped
- Wi-Fi Enabled
- Titanium Element
- TP600 Spaside Control, 7' Cord
- 50' Spaside Extension Cable
- Dual Temperature Ranges
- Factory Installed Ozone w/tubing (Optional)
- Mode Selection
- Reminder Messages
- Freeze Protection
- Outdoor Weather-tight Construction
- Gas Heater Ready
- UL/CUL Listed



Replacement upper control box for ES systems.



Model	Pump1 Circuit	Pump2 Circuit	Pump3** Circuit	Blower Circuit	Ozone Circuit	Heater Wattage	Light Circuit	Spaside Included
<b>CS8800-A</b>	1 or 2 SPD	1 or 2 SPD	READY	1 SPD	YES	11kW	12/120V	 <b>TP-600 Spaside</b> PT# 34-50335-K
<b>CS8800-B</b>	1 or 2 SPD	1 or 2 SPD	READY	1 SPD	YES	5.5kW	12/120V	
<b>CS8800-C</b>	1 or 2 SPD	1 or 2 SPD	READY	1 SPD	YES	GAS READY	12/120V	
<b>CS8803-A*</b>	1 or 2 SPD	1 or 2 SPD	READY	1 SPD	YES	11kW	12/120V	
<b>CS8803-B*</b>	1 or 2 SPD	1 or 2 SPD	READY	1 SPD	YES	5.5kW	12/120V	
<b>CS8803-C*</b>	1 or 2 SPD	1 or 2 SPD	READY	1 SPD	YES	GAS READY	12/120V	
<b>CS8800-A-7</b>	1 or 2 SPD	1 or 2 SPD	READY	1 SPD	YES	11kW	12/120V	 <b>TP-700 Spaside</b> PT# 34-57280-K
<b>CS8800-B-7</b>	1 or 2 SPD	1 or 2 SPD	READY	1 SPD	YES	5.5kW	12/120V	
<b>CS8800-C-7</b>	1 or 2 SPD	1 or 2 SPD	READY	1 SPD	YES	GAS READY	12/120V	

\*These models are replacement control boxes for ES Systems that have the heater on the upper backside of the control box and can be mounted on an ES base.  
 \*\*Pump 3 option requires the use of the TP-800 or SpaTouch spaside controls

#### SPASIDE CONTROL OPTIONS



**TP-400T**  
PT# 34-50260-K  
1-2 Circuits



**TP-700**  
PT# 34-57280-K  
1-4 Circuits  
\*\*Required for Pump 3



**SPATOUCH**  
PT# 34-50587-K  
1-4 Circuits  
\*\*Required for Pump 3




#### Spaside Extension Cords

- PT# 30-25662-7 (7', 4Pin) BP, Wi-Fi Module
- PT# 30-25662-50 (50', 4Pin) BP, Wi-Fi Module
- PT# 30-11589-25, Aux (25', 6Pin) Aux only
- PT# 30-115589-100, Aux (100', 6Pin) Aux only

- PT# 30-25662-25 (25', 4Pin) BP, Wi-Fi Module
- PT# 30-25662-100 (100', 4Pin) BP, Wi-Fi Module
- PT# 30-11589-50, Aux (50', 6Pin) Aux only

#### OPTIONAL ACCESSORIES

##### INSTALLATION KIT (Included)



- Kit Includes:**
- Spaside Control w/ 7' Cord
  - 50' extension
  - Fittings w/Gaskets
  - Detailed Operation/Installation Manual
  - Wiring Diagram

##### WI-FI MODULE KIT



- WiFi Module**  
PT# 34-51159(15' Cord)
- Use of Wi-Fi requires Wi-Fi Module and downloading the Balboa Worldwide App (bwa®) for your smart device.

##### SYSTEM SPECIFICATIONS

- ELECTRICAL INPUT SPECIFICATION:** SINGLE PHASE, 240VAC, 60HZ
- ELECTRICAL OUTPUT SPECIFICATION:**
- | CIRCUIT(S) | MAX AMPS |
|------------|----------|
| PUMP(S)    | 12A      |
| BLOWER     | 4A       |
| OZONE      | 2A       |
| LIGHT      | 1A       |
| HEATER     | 23A/46A  |
- SYSTEM DIMENSIONS:** 19.25"W x 15.5"H x 6"D
- SHIPPING WEIGHT:** 32.5 LBS
- PACKAGING / SHIPPING :** INDIVIDUAL (HQ STOCK) FOB CORONA, CA 92878
- WARRANTY:** 2 YEAR LIMITED WARRANTY STANDARD


### ES8800 Balboa® BP Series

#### STANDARD FEATURES

- Balboa BP2000 Platform
- M7 Technology Equipped
- Wi-Fi Enabled
- Titanium Element
- 1.5HP, 240V Blower
- TP600 Spaside Control, 7' Cord
- 50' Spaside Extension Cable
- Outdoor Weather-tight Construction
- Dual Temperature Ranges
- Mode Selection
- Reminder Messages
- Freeze Protection
- Gas Heater Ready
- UL/CUL Listed



**Pumps Sold Separately**  
(see below for pump options)



Some Assembly Required

Shown with Self Priming Pump



Shown with Flooded Suction Pump



Model	Pump1 Circuit	Pump2 Circuit	Pump3** Circuit	Blower Included	Ozone Circuit	Heater Wattage	Light Circuit	Spaside Included
ES8800-11	1 or 2 SPD	1 or 2 SPD	READY	1.5HP	YES	11kW	12/120V	 <b>TP-600 Spaside</b> PT# 34-50335-K 1-3 Circuit
ES8800-5.5	1 or 2 SPD	1 or 2 SPD	READY	1.5HP	YES	5.5kW	12/120V	
ES8800-GAS	1 or 2 SPD	1 or 2 SPD	READY	1.5HP	YES	GAS READY	12/120V	
ES8800-11-LB	1 or 2 SPD	1 or 2 SPD	READY	NO	YES	11kW	12/120V	
ES8800-5.5-LB	1 or 2 SPD	1 or 2 SPD	READY	NO	YES	5.5kW	12/120V	
ES8800-GAS-LB	1 or 2 SPD	1 or 2 SPD	READY	NO	YES	GAS READY	12/120V	

\*\*Pump 3 option requires the use of the TP700, TP800 and SpaTouch spaside controls

#### SPASIDE CONTROL OPTIONS



**TP-400T**  
PT# 34-50260-K  
1-2 Circuits



**TP-700**  
PT# 34-57280-K  
1-4 Circuits  
\*\*Required for Pump 3



**SPATOUCH2**  
PT# 34-50587-K  
1-4 Circuits  
\*\*Required for Pump 3



**Spaside Extension Cords**  
PT# 30-25662-7 (7', 4Pin) Wi-Fi Module also  
PT# 30-25662-25 (25', 4Pin) Wi-Fi Module also  
PT# 30-25662-50 (50', 4Pin) Wi-Fi Module also  
PT# 30-25662-100 (100', 4Pin) Wi-Fi Module also

#### LX PUMP OPTIONS

##### Self Priming



11-56SWP200	2.0HP, 2SPD, 230V, 3.0A/8.0A
11-56SWP300	3.0HP, 2SPD, 230V, 3.5A/10A
11-56SWP400	4.0HP, 2SPD, 230V, 4.4A/12A
11-56SWP500	5.0HP, 2SPD, 230V, 5.0A/15A

##### Flooded Suction



10-48WUA1502	1.5HP, 2 SPD, 230V, 8.0A/2.6A
10-48WUA2002	2.0HP, 2SPD, 230V, 10A/3.0A
10-56WUA300	3.0HP, 2SPD, 230V, 10A/3.5A
10-56WUA400	4.0HP, 2SPD, 230V, 12A/4.4A

For more pump options, see page 71

All pumps ordered with any ES8800 Equipment System above will include: Unions, a "Pump to Heater" fittings kit and pump cord with conduit.

#### Installation Kit (Included)



**Kit Includes:**  
Spaside Control w/ 7' Cord  
50' extension  
Tail Pcs w/Gaskets  
Detailed Operation/Installation Manual  
Wiring Diagram

#### Wi-Fi Module Kit(Optional)



**WiFi Module**  
PT# 34-51159-K(15' Cord)

Use of Wi-Fi requires Wi-Fi Module and downloading the Balboa Worldwide App (bwa\*) for your smart device.

#### SYSTEM SPECIFICATIONS

**ELECTRICAL INPUT SPECIFICATIONS:**  
Single Phase, 240VAC, 60HZ

**SYSTEM DIMENSIONS:**  
39"W x 27"H x 18"D

**ELECTRICAL OUTPUT SPECIFICATIONS:**  
Circuits(s) Max Amps

**SHIPPING WEIGHT:**  
54 lbs w/Pump 101 lbs

PUMP(S)	12A
BLOWER	4A
OZONE	2A
LIGHT	1A
HEATER	23A/46A

**SHIPPING DIMENSIONS:**  
System 39"L x 19"W x 14"D  
Pump 27.5"x11.5"x15"

**WARRANTY:**  
2 Year Limited Warranty Standard

**PACKAGING / SHIPPING:**  
Individual (HQ Stock)  
FOB Corona, CA 92880

### CS8900 Gecko Y-7 Series


#### STANDARD FEATURES

- Gecko Y Series Platform
- Wi-Fi Enabled
- Titanium Element
- in.k5 Spaside Control, 10' Cord
- Flow Switch Protected
- Mode Selection
- Reminder Messages
- Smart Winter Mode
- Outdoor Weather-tight Construction
- Gas Heater Ready
- UL/CUL Listed



Replacement upper control box for ES systems.



Model	Pump1 Circuit	Pump2 Circuit	Pump3** Circuit	Blower Circuit	Ozone Circuit	Heater Wattage	Light Circuit	Spaside Included
CS8900-A	1 or 2 SPD	1 or 2 SPD	READY	1 SPD	YES	11kW	12/120V	 <b>in.k8 Spaside</b>
CS8900-B	1 or 2 SPD	1 or 2 SPD	READY	1 SPD	YES	5.5kW	12/120V	
CS8900-C	1 or 2 SPD	1 or 2 SPD	READY	1 SPD	YES	GAS READY	12/120V	
CS8903-A*	1 or 2 SPD	1 or 2 SPD	READY	1 SPD	YES	11kW	12/120V	
CS8903-B*	1 or 2 SPD	1 or 2 SPD	READY	1 SPD	YES	5.5kW	12/120V	
CS8903-C*	1 or 2 SPD	1 or 2 SPD	READY	1 SPD	YES	GAS READY	12/120V	

\*These models are replacement control boxes for ES Systems that have the heater on the upper backside of the control box and can be mounted on an ES base.

#### SPASIDE CONTROL OPTIONS



**in.k300 Spaside**  
 PT# 34-0242A-K  
 6.30"L x 2.25"H, 10' Cord  
**1-2 Circuits**



**in.k450 Spaside**  
 PT# 34-0240A-K  
 7"L x 3.25"H, 10' Cord  
**1-3 Circuit**

#### INSTALLATION KIT (Included)

##### Kit Includes:

- Spaside Control w/ 10' Cord
- Fittings w/Gaskets
- Detailed Operation/Installation Manual
- Wiring Diagram



#### SYSTEM SPECIFICATIONS

**ELECTRICAL INPUT SPECIFICATION:**  
 SINGLE PHASE, 240VAC, 60HZ

**ELECTRICAL OUTPUT SPECIFICATION:**

CIRCUIT(S)	MAX AMPS
PUMP(S)	15A
BLOWER	15A
OZONE	6A
LIGHT	1A
HEATER	23A/46A

**SYSTEM DIMENSIONS:**  
 19.25"W x 15.5"H x 6"D

**SHIPPING WEIGHT:**  
 32.5 LBS

**PACKAGING / SHIPPING :**  
 INDIVIDUAL (HQ STOCK)  
 FOB CORONA, CA 92878

**WARRANTY:**  
 2 YEAR LIMITED WARRANTY  
 STANDARD

### ES8900 Gecko Y-7 Series

#### STANDARD FEATURES

- Gecko Y Series Platform
- Wi-Fi Enabled
- Titanium Element
- 1.5HP, 240V Blower
- in.k5 Spaside Control, 10' Cord
- Flow Switch Protected
- Mode Selection
- Reminder Messages
- Smart Winter Mode
- Outdoor Weather-tight Construction
- Gas Heater Ready
- UL/CUL Listed



**Pumps Sold Separately**  
(see below for pump options)



Some Assembly Required

Shown with Self Priming Pump



Shown with Flooded Suction Pump



Model	Pump1 Circuit	Pump2 Circuit	Pump3** Circuit	Blower Included	Ozone Circuit	Heater Wattage	Light Circuit	Spaside Included
ES8900-11	1 or 2 SPD	1 or 2 SPD	READY	1.5HP	YES	11kW	12/120V	<p>in.k8 Spaside</p>
ES8900-5.5	1 or 2 SPD	1 or 2 SPD	READY	1.5HP	YES	5.5kW	12/120V	
ES8900-GAS	1 or 2 SPD	1 or 2 SPD	READY	1.5HP	YES	GAS READY	12/120V	
ES8900-11-LB	1 or 2 SPD	1 or 2 SPD	READY	NO	YES	11kW	12/120V	
ES8900-5.5-LB	1 or 2 SPD	1 or 2 SPD	READY	NO	YES	5.5kW	12/120V	
ES8900-GAS-LB	1 or 2 SPD	1 or 2 SPD	READY	NO	YES	GAS READY	12/120V	

#### SPASIDE CONTROL OPTIONS



in.k300 Spaside  
PT# 34-0242A-K  
1-2 Circuits



in.k450 Spaside  
PT# 34-0240A-K  
1-3 Circuit

### LX PUMP OPTIONS

Self Priming

Flooded Suction

## IMAGES COMING SOON

11-56SWP200	2.0HP, 2SPD, 230V, 3.0A/8.0A
11-56SWP300	3.0HP, 2SPD, 230V, 3.5A/10A
11-56SWP400	4.0HP, 2SPD, 230V, 4.4A/12A
11-56SWP500	5.0HP, 2SPD, 230V, 5.0A/15A

10-48WUA1502	1.5HP, 2 SPD, 230V, 8.0A/2.6A
10-48WUA2002	2.0HP, 2SPD, 230V, 10A/3.0A
10-56WUA300	3.0HP, 2SPD, 230V, 10A/3.5A
10-56WUA400	4.0HP, 2SPD, 230V, 12A/4.4A

For more pump options, see page 71

All pumps ordered with any ES8800 Equipment System above will include: Unions, a "Pump to Heater" fittings kit and pump cord with conduit.

#### Installation Kit (Included)



- Kit Includes:**
- Spaside Control w/ 10' Cord
  - Fittings w/Gaskets
  - Detailed Operation/Installation Manual
  - Wiring Diagram

#### SYSTEM SPECIFICATIONS

**Electrical Input Specifications:**  
SINGLE PHASE, 240VAC, 60HZ

**Electrical Output Specifications:**

CIRCUIT(S)	MAX AMPS
PUMP(S)	15A
BLOWER	15A
OZONE	6A
LIGHT	1A
HEATER	23A/46A

**System Dimensions:**  
39"W x 27"H x 18"D

**Shipping Weight:**  
54 lbs w/Pump 101 lbs

**Shipping Dimensions:**  
- System 39"L x 19"W x 14"D

**Packaging / Shipping:**  
Individual (HQ STOCK)  
FOB Corona, CA 92878

**Warranty:**  
2 Year Limited Warranty Standard

## HeatMax Remote Heater Series

### STANDARD FEATURES

- 5.5 or 11KW, "U" Heater Assembly
- 2.25" High Flow U-Shaped Heater Design
- Stainless Steel Heater Housing
- Full Range Thermostat
- High Limit and Pressure Switch Protected
- 2" or 1½" Plumbing Connections
- Weather-Tight Construction
- Heater "ON" Indicator Light
- "Paint-Lock" rust proof enclosure
- Detailed Owner's Manual & Wiring Diagram

### OPTIONS

- Various Heater Wattages



The Hydro-Quip HEATMAX series heater is our basic "heater in a box" unit. When all you need is heat, this is the most practical and user friendly unit in the industry. 5.5kW OR 11kW for new and existing applications where a full high flow free standing heater is needed.

Incoloy Model	Voltage	Wattage	Warranty
HEATMAX RHS 5.5*	240	5.5kW	2 YEARS
HEATMAX RHS 11*	240	11kW	2 YEARS
Titanium Model			
HEATMAX-TI 5.5*	240	5.5kW	2 YEARS
HEATMAX-TI 11*	240	11kW	2 YEARS
Salt Safe Model			
HEATMAX-SALT SAFE 5.5	240	5.5kW	2 YEARS
HEATMAX-SALT SAFE 11	240	11kW	2 YEARS

\*Units not compatible with salt water systems

### INSTALLATION KIT (Included)

Kit Includes:

Fittings w/Gaskets



### SPECIFICATIONS

**ELECTRICAL INPUT SPECIFICATION:** SINGLE PHASE, 240VAC, 50/60HZ

**PACKAGING / SHIPPING:**

INDIVIDUAL (HQ STOCK)  
FOB CORONA, CA 92878

**WARRANTY:**

2 YEAR LIMITED WARRANTY STANDARD



# Blowers & Bath Heaters



**HYDROQUIP**<sup>™</sup>  
THE **SMART** CHOICE<sup>™</sup>

Made in the USA

## Universal Silent Air

### STANDARD FEATURES

- New Innovative Design
- Quiet Operation
- Compact and Lightweight
- Thermally Protected Motor
- Available In Various Voltages and Hp's
- 42" Amp Adapter Cord
- 6" Universal Cord/Plug
- 1 Speed

### OPTIONS

- Various Cord Configurations
- Built in Air Switch
- Built in Heater
- Export models

Now includes, 42" Amp Adapter Cord!



### NON HEATED BLOWERS

ORDER CODE	VOLTS	AMPS	WATTAGE	HP	HEATER
AS-610U	120	4.4	600	1.0	N/A
AS-620U	240	2.4	600	1.0	N/A
AS-810U	120	5.8	800	1.5	N/A
AS-820U	240	3.1	800	1.5	N/A

### HEATED BLOWERS

ORDER CODE	VOLTS	AMPS	WATTAGE	HP	HEATER
ASH-612U	120	6.1	600	1.0	200W
ASH-622U	240	3.2	600	1.0	200W
ASH-812U	120	7.4	800	1.5	200W
ASH-822U	240	3.9	800	1.5	200W
ASH-616U	120	9.1	600	1.0	600W
ASH-626U	240	4.7	600	1.0	600W
ASH-816U	120	10.5	800	1.5	600W
ASH-826U	240	5.4	800	1.5	600W

### CORD OPTIONS



30-1200-L48  
Molded 48"



30-1057-36  
Nema 36"



30-1302-48  
XM/XE 120V 48"



30-1302A-48  
XM/XE 240V 48"



30-1200-A48  
4 Pin Amp 48"

### OPTIONAL ACCESSORIES



Ozone Manifold Kit  
42-0116-K

### BLOWER SPECIFICATIONS

**ELECTRICAL INPUT SPECIFICATION:** SINGLE PHASE, 120/240VAC, 50/60HZ

**BLOWER DIMENSIONS:** 8"W x 5"H x 9.25"L

**SHIPPING WEIGHT:** 4 LBS

**WARRANTY:**  
1 YEAR LIMITED WARRANTY STANDARD

**PACKAGING / SHIPPING OPTIONS:**  
INDIVIDUAL (HQ STOCK)  
BULK PACK 12 INDIVIDUALLY BOXED OR LOOSE IN  
MASTER CARTON  
FOB CORONA, CA 92878

## Pure Heat Tee Style

### STANDARD FEATURES

- Low Profile Design
- Versatile Compact Sizes 7" or 5.5"
- Automatic Smart Thermostat
- Intelligent High-Limit
- Pressure Switch Activated
- Heater "On" Indicator Light
- Stainless Steel Heater Housing
- Installation Kit Included (see below)
- Detailed Owner's Manual & Installation Guide

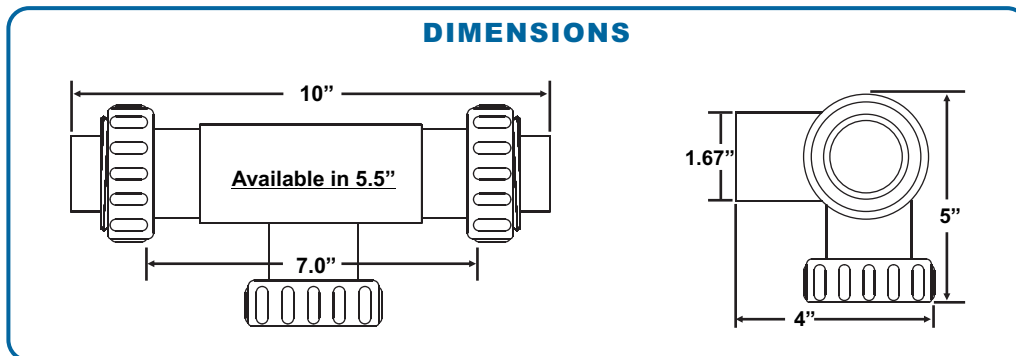
### OPTIONS

- Available as a 5.5" Tee Style
- 240 Volt, Export & Domestic



MODEL	PSI**	Volts	Wattage	Size	Length (Included)	Fittings
PH100-65UP*	YES	120	650	1.5"	7"	1.5" & 1" SOC, 1" SPIG
PH100-10UP	YES	120	1000	1.5"	7"	1.5" & 1" SOC, 1" SPIG
PH100-15UP	YES	120	1500	1.5"	7"	1.5" & 1" SOC, 1" SPIG
PH202-20UP	YES	240	2000	1.5"	7"	1.5" & 1" SOC, 1" SPIG
PH100-10UP-S	YES	120	1000	1.5"	5.5"	1.5" & 1" SOC, 1" SPIG
PH100-15UP-S	YES	120	1500	1.5"	5.5"	1.5" & 1" SOC, 1" SPIG
PH202-20UP-S	YES	240	2000	1.5"	5.5"	1.5" & 1" SOC, 1" SPIG

\*\*PSI = Pressure Switched



**New piggy back plug is standard on all PH100-65UP 650W heaters.**

\*Provides an additional 120V plug-in outlet for up to a 1.5HP (9.5 Amp) bath pump. 650W, 120V heater only

Also Available in Plus Ozone Option (-03 suffix)  
Refer to price list for the complete list of model numbers.

### INSTALLATION KIT (Included)



1.5" x 1.5" SOC  
PT# 42-0015 (X2)



1.5" x 1" SPIG  
PT# 42-0031-A (X2)



3' Copper Wire  
PT# 32-0019-S



1.5" x 1" SOC  
PT# 42-0031 (X2)



1.5" Ridged Gasket  
PT# 60-0017 (X2)



1.5" Flat Gasket  
PT# 61-0011A-K (1)

### HEATER SPECIFICATIONS

**ELECTRICAL INPUT SPECIFICATION:** SINGLE PHASE, 120VAC, 50/60HZ

**ELECTRICAL OUTPUT SPECIFICATION:**

VOLTS	WATTAGE	MAXIMUM AMPS
120	650	5.3A
120	1000	8.3A
120	1500	12.5A
240	2000	8.3A

**HEATER DIMENSIONS:**

Standard 7"W x 5"H x 4"D  
Short 5.5"W x 5"H x 4"D

**SHIPPING WEIGHT:**

1.75 LBS

**PACKAGING / SHIPPING:**

INDIVIDUAL (HQ STOCK)  
FOB CORONA, CA 92878

**WARRANTY:**

2 YEAR LIMITED WARRANTY STANDARD



## Pure Heat Inline Style

### STANDARD FEATURES

- Versatile Compact Sizes 7" or 5.5"
- Automatic Smart Thermostat
- Intelligent High-Limit
- Pressure & Vacuum Switch Activated
- Heater "On" Indicator Light
- Stainless Steel Heater Housing
- Installation Kit Included (see below)
- Detailed Owner's Manual & Installation Guide

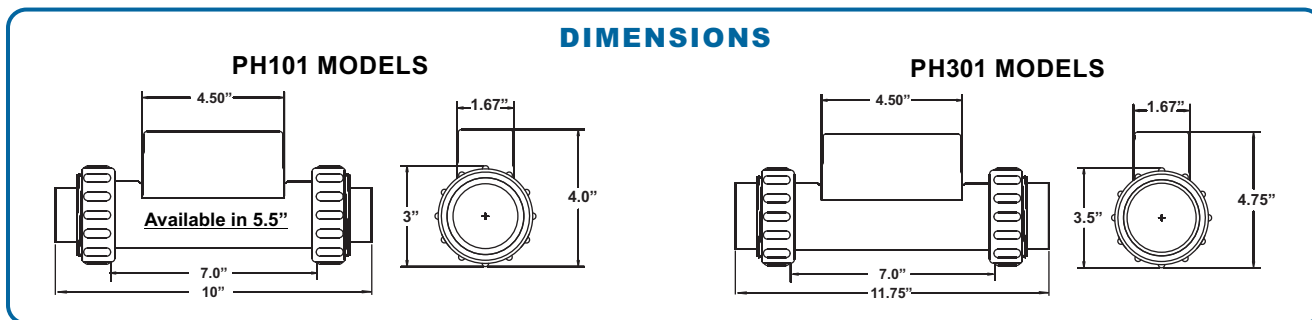
### OPTIONS

- Available as a 5.5" Inline Style
- 240 Volt, Export & Domestic



MODEL	PSI/VAC**	Volts	Wattage	Size	Length	Fittings (Included)
PH101-65UP*	PSI	120	650	1.5"	7"	1.5" & 1" SOC, 1" SPIG
PH101-10UP	PSI	120	1000	1.5"	7"	1.5" & 1" SOC, 1" SPIG
PH101-15UP	PSI	120	1500	1.5"	7"	1.5" & 1" SOC, 1" SPIG
PH203-20UP	PSI	240	2000	1.5"	7"	1.5" & 1" SOC, 1" SPIG
PH301-15UP	PSI	120	1500	2"	7"	2" SOC & 2" SPIG
PH301-20UP	PSI	240	2000	2"	7"	2" SOC & 2" SPIG
PH101-10UV	VAC	120	1000	1.5"	7"	1.5" & 1" SOC
PH101-15UV	VAC	120	1500	1.5"	7"	1.5" & 1" SOC
PH203-20UV	VAC	240	2000	1.5"	7"	1.5" & 1" SOC, 1" SPIG
PH301-15UV	VAC	120	1500	2"	7"	2" SOC & 2" SPIG
PH301-20UV	VAC	240	2000	2"	7"	2" SOC & 2" SPIG
PH101-15UP-S	PSI	120	1500	1.5"	5.5"	1.5" & 1" SOC, 1" SPIG
PH101-15UV-S	VAC	120	1500	1.5"	5.5"	1.5" & 1" SOC

\*\*PSI = Pressure Switched VAC = Vacuum Switched



**New piggy back plug is standard on all PH101-65UP 650W heaters.**

\*Provides an additional 120V plug-in outlet for up to a 1.5HP (9.5 Amp) bath pump. 650W, 120V heater only

Also Available in Plus Ozone Option (-03 suffix)  
Refer to price list for the complete list of model numbers.

### INSTALLATION KIT (Included)



\*Not included with "PH101" vacuum switched heaters

### HEATER SPECIFICATIONS

**ELECTRICAL INPUT SPECIFICATION:** SINGLE PHASE, 120VAC, 50/60HZ


ELECTRICAL OUTPUT SPECIFICATION:		
VOLTS	WATTAGE	MAXIMUM AMPS
120	650	5.3A
120	1000	8.3A
120	1500	12.5A
240	2000	8.3A

**HEATER DIMENSIONS:**

<b>PH101</b>	7"W x 4"H x 3"D
<b>PH301</b>	7"W x 4.75"H x 3.5"D
<b>(-S)</b>	5.5" x 4"H x 3"D

**SHIPPING WEIGHT:** 1.5 LBS  
**PACKAGING / SHIPPING:** INDIVIDUAL (HQ STOCK)  
 FOB CORONA, CA 92878

**WARRANTY:** 2 YEAR LIMITED WARRANTY STANDARD



# Baptismal Systems

*Hydro-Quip has been producing reliable Baptismal Systems for over 30 years and we understand the importance of safety and reliability. That's why we take pride in manufacturing an efficient and quality system that churches can depend on. We have various configurations to choose from for all your Baptismal needs.*



**HYDROQUIP**<sup>™</sup>  
THE **SMART** CHOICE<sup>™</sup>

**Made in the USA**

## BES6000 / 6000T Series



**BES6000 (5.5kW) Series Shown**



Some Assembly Require

**BES6005T (11kW) Series Shown**

### BAPTISMAL EQUIPMENT SYSTEMS BY MODEL

MODEL	Voltage	Pump Voltage	Pump Speed	Htr Wattage	7-Day Timer
<b>BES6000</b>	240	120V	1	5.5KW	NO
<b>BES6005</b>	240	120V	1	11KW	NO
<b>BES6000T</b>	240	120V	1	5.5KW	YES
<b>BES6005T</b>	240	120V	1	11KW	YES

### FEATURES & OPTIONS

#### Standard:

- 5.5 or 11KW Heater in 304SS Housing
- Full Range Thermostat
- High Limit Protected
- Pressure Switch Activated
- Base Provided
- System Diagnostics Indicators
- Heater "ON" Indicator Light
- Detailed Installation Manual
- Detailed Owner's Manual
- Detailed Wiring Diagram

#### Available Options:

- 7-Day Timer (BES6000/5T models only)
- BES6000/5T SERIES WARNING:**  
SYSTEMS WITH TIMERS SHOULD NOT TO BE USED ON FILL & DRAIN BAPTISMALS
- Auto-Fill Kit
- Water Level Kit
- Drain Kit
- Step Lighting
- Cartridge Filter
- UV Sanitizer

#### Accessories:

(See Page 7.3 For Details)

- Auto-Fill Valve: (PT# 48-0143-K)
- Auto-Drain Kit: (PT# 48-0141-K)
- System Interface Module:  
(PT# 48-0042-K)
- Water Level Sensors:  
(Float PT# 48-0141C-K)  
(Pressure PT# 48-0148-K)
- Plus Ozone Manifold Kit: (49-0420A-K)

### INSTALLATION KIT INCLUDED



#### ELECTRICAL SPECIFICATIONS:

SINGLE PHASE  
4-WIRE SERVICE  
50/60HZ

#### MINIMUM SPACE REQUIRED:

14"H X 26"W X 16"D

#### TOTAL AMP DRAW:

Model	36A	50
BES6000 & BES6000T	36A	50
BES6005 & BES6005T	59A	70

(CIRCUIT BREAKER SIZE)

#### DIMENSIONS:

13"H X 27"W X 15"D (5.5KW MODELS) 13"H X 29"W X 15"D (11KW MODELS)

#### SHIPPING WEIGHT:

BES6000	44 LBS.	BES6000T	44 LBS.
BES6005	49 LBS.	BES6005T	49 LBS.

#### WARRANTY:

1 YEAR LIMITED WARRANTY

### BCS6000 / 6000T Series



BCS6000 (5.5kW) Series Shown



BCS6005T (11kW) Series Shown

#### BAPTISMAL CONTROL SYSTEMS BY MODEL

MODEL	Voltage	Htr Wattage	7-Day Timer
BCS6000-U	120/208/240	5.5KW	NO
BCS6005-U	208/240	11KW	NO
BCS6000T-U	120/208/240	5.5KW	YES
BCS6005T-U	208/240	11KW	YES

#### FEATURES & OPTIONS

##### Standard:

- 5.5 or 11KW Heater in 304SS Housing
- Full Range Thermostat
- High Limit Protected
- Pressure Switch Activated
- 7-Day Timer (BCS6000/5T models only)
- BCS6000/5T SERIES WARNING:**  
SYSTEMS WITH TIMERS SHOULD NOT TO BE USED ON FILL & DRAIN BAPTISMALS
- System Diagnostics Indicators
- Heater "ON" Indicator Light
- Detailed Installation Manual
- Detailed Owner's Manual
- Detailed Wiring Diagram

##### Available Options:


- Auto-Fill Kit
- Water Level Kit
- Drain Kit
- Step Lighting
- Cartridge Filter
- UV Sanitizer

##### Accessories:

(See Page 7.3 For Details)

- Auto-Fill Valve: (PT# 48-0143-K)
- Auto-Drain Kit: (PT# 48-0141-K)
- System Interface Module: (PT# 48-0042-K)
- Water Level Sensors: (Float PT# 48-0141C-K) (Pressure PT# 48-0148-K)
- Plus Ozone Manifold Kit: (49-0420A-K)

#### INSTALLATION KIT INCLUDED



#### ELECTRICAL SPECIFICATIONS:

- SINGLE PHASE
- 4-WIRE SERVICE
- 50/60HZ

#### MINIMUM SPACE REQUIRED:

15"H X 18"W X 6"D

#### TOTAL AMP DRAW:

- BCS6000 23A
- BCS6005 46A
- BCS6000T 23A
- BCS6005T 46A

#### DIMENSIONS:

- BCS6000 15"W X 12"H X 4"D
- BCS6005 17"W X 12"H X 4"D
- BCS6000T 15"W X 12"H X 4"D
- BCS6005T 17"W X 12"H X 4"D

#### SHIPPING WEIGHT:

BCS6000 SERIES APPROX 18 LBS.

#### WARRANTY:

1 YEAR LIMITED WARRANTY

### BES11-55 Series

#### STANDARD FEATURES

- Full Range Thermostat
- High Limit Protected
- Pressure Switch Activated
- Pump Air switch
- Bonding Lug & Wire
- Heater Indicator Light
- Base
- 15A GFCI Cord (BES-15 Only)
- Installation Kit (see below)
- Detailed Owner's Manual & Wiring Diagram

#### BAPTISMAL EQUIPMENT SYSTEMS BY MODEL

MODEL	Voltage	Htr Wattage	Pump
BES-15	120	1.375KW	120
BES-55	120/208/240*	5.5KW	120
BES-55-3W	240**	5.5KW	240
BES-11	208/240*	11KW	120
BES-11-3W	240**	11KW	240



**BES-55 SYSTEM**

The BES-55 Series is our newest Baptismal Equipment System. It is a vertically mounted circulation style baptistry heater system. Simple, compact design for easy installation and it's a great replacement for all existing vertical circulation style systems. HydroQuip has been producing reliable Spa & Baptismal Systems for over 30 years and we understand the importance of safety and reliability. That's why we take pride in manufacturing an efficient and quality system that churches can depend on. We have various configurations to choose from for all of your Baptismal needs.

From the ease of installation, to the efficiency of our products and exclusive troubleshooting features, your customers will be glad you made the "Smart Choice" in choosing equipment produced by HydroQuip, the industry's oldest and most trusted manufacturer.

#### INSTALLATION KIT INCLUDED



#### ELECTRICAL SPECIFICATIONS:

SINGLE PHASE
50/60HZ
*4-Wire
**3-Wire

#### MINIMUM SPACE REQUIRED:

36"H X 16"W X 10"D
--------------------

#### TOTAL AMP DRAW:

BES-15	18A
BES-55	30A
BES-11	52A

#### DIMENSIONS:

BES-15	29"H X 15"W X 9"D
BES-55	29"H X 15"W X 9"D
BES-11	35.25"H X 15"W X 9"D

#### SHIPPING WEIGHT:

BES-15	23 LBS.
BES-55	23 LBS.
BES-11	25 LBS.

#### WARRANTY:

1 YEAR LIMITED WARRANTY
-------------------------

## BCS11-55 Series

### STANDARD FEATURES

13" & 15", 5.5kw Heater in 304SS Housing  
 Full Range Thermostat  
 High Limit Protected  
 Pressure Switch Activated  
 Installation Kit (see below)  
 Detailed Owner's Manual & Wiring Diagram

### BAPTISMAL EQUIPMENT SYSTEMS BY MODEL

MODEL	Voltage	Htr Wattage
<b>BCS-15</b>	120	1.375KW (13" HEATER)
<b>BCS-55-3W(15")</b>	240	5.5KW(15" HEATER)
<b>BCS-55-3W</b>	240*	5.5KW(13" HEATER)
<b>BCS-55 (120V pump)**</b>	240*	5.5KW(13" HEATER)
<b>BCS-11-3W</b>	240*	11KW (19" HEATER)

\*\*with 120V Pump Receptacle



The BES-55 Series is our newest Baptismal Equipment System. It is a vertically mounted circulation style baptistry heater system. Simple, compact design for easy installation and it's a great replacement for all existing vertical circulation style systems. HydroQuip has been producing reliable Spa & Baptismal Systems for over 30 years and we understand the importance of safety and reliability. That's why we take pride in manufacturing an efficient and quality system that churches can depend on. We have various configurations to choose from for all of your Baptismal needs.

From the ease of installation, to the efficiency of our products and exclusive troubleshooting features, your customers will be glad you made the "Smart Choice" in choosing equipment produced by HydroQuip, the industry's oldest and most trusted manufacturer.

### INSTALLATION KIT INCLUDED



### ELECTRICAL SPECIFICATIONS:

SINGLE PHASE

50/60HZ

\*3-WIRE SERVICE

### MINIMUM SPACE REQUIRED:

26"H X 7"W X 6"D

### TOTAL AMP DRAW:

BCS-15 12.5A

BCS-55 23A

BCS-11 46A

### DIMENSIONS:

BCS-15 13"H X 6.5"W X 5.5"D

BCS-55 13"H X 6.5"W X 5.5"D

BCS-11 19.25"H X 6.5"W X 5.5"D

### SHIPPING WEIGHT:

BCS-15 11 LBS.

BCS-55 11 LBS.


BCS-11 13 LBS.

### WARRANTY:

1 YEAR LIMITED WARRANTY



34-0038D25-D



48-0140F-K



48-0140P-K



48-0141-K



48-0141C-K



48-0042-K



48-0143-K



48-0148-K



49-0420A-K  
49-0421-K

### PART NUMBER

### DESCRIPTION

34-0038D25-D	BES Remote Control Kit
48-0140F-K	BES Fill Kit, w/Float Water Level
48-0140P-K	BES Fill Kit, w/Pressure Switch Water Level
48-0141-K	BES Auto Drain Kit
48-0141C-K	Water Level Assy, w/Float
48-0042-K	System Interface Module
48-0143-K	Fill Valve Assy
48-0148-K	Water Level Assy, w/Pressure Switch
49-0420A-K	Ozone Injector Manifold Assembly, 1.5"
49-0421-K	Ozone Injector Manifold Assembly, 2"

## PBES6000 Portable Series

### STANDARD FEATURES

- 1.0kw or 4.0kw Heater in 304SS Housing
- 1/6HP, 120V Pump
- Full Range Thermostat
- High Limit Protected
- Pressure Switch Activated
- Base Mounted
- Installation Kit (see below)
- Detailed Owner's Manual & Wiring Diagram



### BAPTISMAL EQUIPMENT SYSTEMS BY MODEL

MODEL	Pump Voltage	Pump Voltage	Pump HP	Speed	Htr Wattage
PBES6010	120	120V	1/6	1	1.0KW
PBES6040	240*	120V	1/6	1	4.0KW
PBES6072	240*	120V	1/6	1	7.2KW
PBES6090	240*	120V	1/6	1	9.0KW


The PBES6000 Series is our newest in Portable Baptismal Heating Systems. The PBES is made for portable or permanent applications, its compact and safe design make it one of the best systems for the ever popular portable style baptistry. HydroQuip has been producing reliable Spa & Baptismal Systems for over 30 years and we understand the importance of safety and reliability. That's why we take pride in manufacturing an efficient and quality system that churches can depend on. We have various configurations to choose from for all of your Baptismal needs.

From the ease of installation, to the efficiency of our products and exclusive troubleshooting features, your customers will be glad you made the "Smart Choice" and chose equipment produced by HydroQuip, the industry's oldest and most trusted manufacturer.

### INSTALLATION KIT INCLUDED



SIDE VIEW



BACK VIEW

### ELECTRICAL SPECIFICATIONS:

SINGLE PHASE  
\*4-WIRE SERVICE  
50/60HZ

### MINIMUM SPACE REQUIRED:

15"H X 33"W X 17"D

### TOTAL AMP DRAW: SIZE

PBES6010  
PBES6040

12.5A  
20A

### CIRCUIT BREAKER

15  
30

### DIMENSIONS:

12.5"H X 13"W X 9"D (ALL SYSTEMS)

### SHIPPING WEIGHT:

PBES6010 21 LBS.  
PBES6040 25 LBS.

### WARRANTY:

1 YEAR LIMITED WARRANTY



## Immersion Heater

### STANDARD FEATURES

- 240V, 6KW / 120V, 1.5KW 316L Stainless Element
- Heater Water Level Safety Float (optional)
- GFCI Power Cord (optional)
- Power Cord w/30A Plug (optional)
- Adjustable Thermostat with "OFF" Position
- Manual Reset Hi-Limit
- Stainless Steel Adjustable Mounting Brackets
- Heater "On" Indicator Light
- Hi-Limit "Tripped" Indicator Light
- Top Mounted Handle
- Operation Manual
- Built to UL Standards



**BIS-60-240-GF**  
(shown)



**BIS-15-120-GF**  
(shown)

**The Safest Baptistry Immersion Heater on the market today!**

Model Number	kW	Voltage	GFCI Cord	Cord w/30A Plug	Float
<b>BIS-15-120-GF</b>	1.5	120V	YES	N/A	YES
<b>BIS-15-120-G</b>	1.5	120V	YES	N/A	NO
<b>BIS-60-240-GF</b>	6.0	240V	YES	NO	YES
<b>BIS-60-240-FP</b>	6.0	240V	NO	YES	YES
<b>BIS-60-240-G</b>	6.0	240V	YES	NO	NO
<b>BIS-60-240-P</b>	6.0	240V	NO	YES	NO

### Cross Reference:

**120V Models Replace:** IM120, IM120GFI, 6HI-HL-120, CR-IMER, IMER120V, SRA-6041, TAT40013

**240V Models Replace:** IM240, IM240GFI, SS-6-42HL, 6HI-HL-240, CR-IMER, IME240, IMER240V, 6HI/HL, EXHEAT-PIH, SRC-6041, TLC-260A-036, KTLC-260A-036, TAT40017

### APPROVAL LISTINGS:

Built to UL Standards

### ELECTRICAL SPECIFICATIONS:

MODEL:	BIS-60-240	BIS-15-120
<b>Voltage:</b>	208-240V(1-phase)	110-120V
<b>Supply:</b>	3-Wire(no neutral)	3-Wire
<b>Plug Type:</b>	Nema 6-30P	Nema 5-15
<b>Amps:</b>	30A @ 240V	15A @ 120V

### DIMENSIONS:


46"H x 18"W

### SHIPPING DIMENSIONS:

46" X 19" X 3"

### SHIPPING WEIGHT:

8.5lbs



# Parts Parts Parts

*HydroQuip now offers more spa parts than ever before. Original and generic replacement parts for use with many control system repairs ...*



**HYDROQUIP**<sup>™</sup>  
THE **SMART** CHOICE<sup>™</sup>

**Made in the USA**



PART NUMBER	DESCRIPTION
33-0010-R8-K	Replaced with PT# 33-0025A-K
33-0010-R1-5	Obsolete, Replace PT# 48-0101
33-0012-K	Obsolete - Replace Control System with CS6209Y-US
33-0014A-R8-K	Obsolete - Replace Control System with CS7109B-US
33-0018-R6	Obsolete, Replaced with PT# 48-0101
33-0024-K	ECO-2, 120V (4200, 6200, 9200 series)
33-0024A-K	Obsolete - Contact Factory
33-0024B-K	ECO-3, 120V (4230, 6230, 9230 series)
33-0024C-K	Obsolete - Contact Factory
33-0024D-K	ECO-2+2 120V (4220, 6220, 9220 series)
33-0024E-K	Stand./SSPA 120V (4330, 6330, 9330 series)
33-0024F-K	Obsolete - Contact Factory
33-0025A-K	MP, Univ, 10-Key (9700 series)
33-0027-K	MP, Outdoor 8-Key (8000 series)
48-0101	Kit, MSPA to MP Conversion (replaces 33-0018-RX, 33-0010-R5 & prior)
33-0041A-K	Y Series, ye-7, Expander
33-0045A-K	Y Series, yt-5, Main

# EEPROMs

## Gecko EEPROMs for 6200, 6220, 6230 & 6330 Series



37-0050	EEPROM, SSPA, 6200 Series
37-0050A	EEPROM, SSPA, 6220 Series
37-0050A	EEPROM, SSPA, 6230 Series
37-0050A	EEPROM, SSPA, 6330 Series

\*PC Boards appear physically identical. Only difference is software and/or transformer.

\*\* Sensors available in various sizes & lengths, please see page 8.20




<b>PART#</b>	<b>DESCRIPTION</b>	<b>PART#</b>	<b>DESCRIPTION</b>
33-53834-K	PCB, EL2000	33-55299-K	PCB, VS520SZ-3W, Serial
33-53858-K	PCB, EL8000, M3R1E	33-55602-K	PCB, VS520Z, Duplex
33-54115-K	PCB, Lite Leader	33-55840-K	PCB, VS513Z, Duplex
33-54357-K	PCB, VS501Z, Duplex	33-56297-K	PCB, VS100, 120V
33-54369-K	PCB, VS500Z, Duplex	33-56299-K	PCB, VS100, 240V
33-54372-K	PCB, VS510SZ, Serial	33-56380-K	PCB, BP2000-M7
33-54383-K	PCB, VS511Z, Duplex	33-56483-K	<b>Replaced with 33-56965-K</b>
33-54385-K	PCB, VS511SZ, Serial	33-56488-K	<b>Replaced with 33-59375-K</b>
33-54446-K	PCB, Lite Leader, Icon 15 - <b>Discontinued</b>	33-56585-K	<b>Replaced with 33-56961-K</b>
33-54604-K	PCB, VS300Z, Duplex	33-56944-K	<b>Replaced with 33-59375-K</b>
33-54638-K	PCB, VS504SZ	33-56961-K	<b>Replaced with 33-59375-K</b>
33-54646-K	<b>Replaced with 33-54604-K</b>	33-56965-K	PCB, BP501, G2
33-55151-K	PCB, VS520SZ, Serial	33-59157-K	PCB, BP2000-M8
33-55152-K	PCB, VS520DZ, Deluxe	33-59375-K	PCB, BP501U, HQ Universal Kit

## Expanders

### Balboa® Series Expander Boards



<b>PART#</b>	<b>DESCRIPTION</b>	<b>PART#</b>	<b>DESCRIPTION</b>
33-53426-K	VS/EL Expander, 2 Rec. 1 Relay	33-55137-K	VS/EL Expander, 2 Relays w/Fuse
33-53544-K	VS/EL Expander, No Fuse	30-0103-K	Expander "Y" Harnes, 25801
33-53681-K	VS/EL Expander, 30A Fuse		



<b>PART#</b>	<b>DESCRIPTION</b>
33-52213-K	Balboa®, Jacuzzi Whirlpool Value System, BWG# 52213, Chip# R576R1D
33-52532-K	Balboa®, SUV, M7, BWG# 52532-02, Chip# SUVR1B
33-54161-K	Balboa®, Value Digital, BWG# 54161, Chip# VALUER1D
33-54091-K	Balboa®, Super Duplex Digital, M1 Systems, BWG# 54091, Chip# M1R1B
33-51230-K	Balboa®, Duplex Analog, BWG# 51230, Chip# DUPLEXR1A
33-52295-K	Balboa®, 2000LE Digital, BWG# 52295-01, Chip# 2000LER1E
33-52320-K	Balboa®, 2000M7, Serial Standard LE, BWG# 52320-01, Chip# 2000M7R1B
33-54122-K	Balboa®, Millennium Standard/Deluxe, BWG# 54122, Chip# M2/M3R1D
33-51056-K	PCB, Balboa®, Lite Digital, BWG# 51056, Chip# WHRLPLR1A
33-54446-K	PCB, Balboa®, Lite Leader, ICON15, BWG# 54446, Chip#ICON15R2B
34-0040	Terminal Strip, Balboa, M1/M3, 6 POS

Contact HydroQuip for information on which sensors and spasides are compatible.

**ECO-3**



**ECO-7**



**ECO-8**



**in.k8**



**in.k19**



**in.k200**



**in.k300**



**in.k450**



<b>PT #</b>	<b>DESCRIPTION</b>	<b>PT #</b>	<b>DESCRIPTION</b>
<b>ECO-3 Spaside Series, LED, 7" x 3.25"</b>		<b>For Gecko S-Class Series by HQ</b>	
34-0197-K	ECO-3, w/80-0203, P/P/B/L/W/C	34-0197-U	ECO-3, NO Label
34-0197-25-K	ECO-3, w/80-0203, P/P/B/L/W/C, 25' Cord		
<b>ECO-7/8 Spaside Series, LED, 7" x 3.25"</b>		<b>For Gecko S-Class Series by HQ</b>	
34-0198-K	ECO-7, w/80-0205, P/L/W/C	34-0198-U	ECO-7/8, NO Label
34-0198A-K	ECO-8, w/80-0204, P/B/L/T		
<b>in.k8 Spaside Series, LCD, 7" x 3.25"</b>		<b>For Gecko Y Series Systems by HQ</b>	
34-0250-K	in.k8, w/80-0250, P/P/B/L/M/PR/W/C	34-0250-K	in.k8, NO Label
<b>in.k19 Spaside Series, LED, 7" x 3.25"</b>		<b>For Gecko Y Series Systems by HQ</b>	
34-0236-K	in.k19, w/80-0236, P/L/W/C	34-0236-U	in.k19, NO Label, 1 Output
34-0236A-K	in.k19, w/80-0236A, P/A/L/T	34-0236A-U	in.k19, NO Label, 2 Output
<b>in.k200 Spaside Series, LED, 4.75" x 2"</b>		<b>For Gecko Y Series Systems by HQ</b>	
34-0241-K	in.k200, w/80-0241, P/L/W/C	34-0241-U	in.k200, NO Label, 1 Output
34-0241A-K	in.k200, w/80-0241A, P/P/L/T	34-0241A-U	in.k200, NO Label, 2 Output
<b>in.k300 Spaside Series, LED, 6.25" x 2.25"</b>		<b>For Gecko Y Series Systems by HQ</b>	
34-0242-K	in.k300, w/80-0242, P/L/W/C	34-0242-U	in.k300, NO Label, 1 Output
34-0242A-K	in.k300, w/80-0242A, P/P/L/T	34-0242A-U	in.k300, NO Label, 2 Output
<b>in.k450 Spaside Series, LED, 6.25" x 2.25"</b>		<b>For Gecko Y Series Systems by HQ</b>	
34-0240-K	in.k450, w/80-0240, O/P/P/L/W/C	34-0240-U	in.k450, NO Label, 2 Output
34-0240A-K	in.k450, w/80-0240A, O/P/P/P/L/W/C	34-0240A-U	in.k450, NO Label, 3 Output

**S/M Class**



**Y Series**





### PT # DESCRIPTION

#### Gecko Spaside Overlays For Gecko S-Class Series by HQ

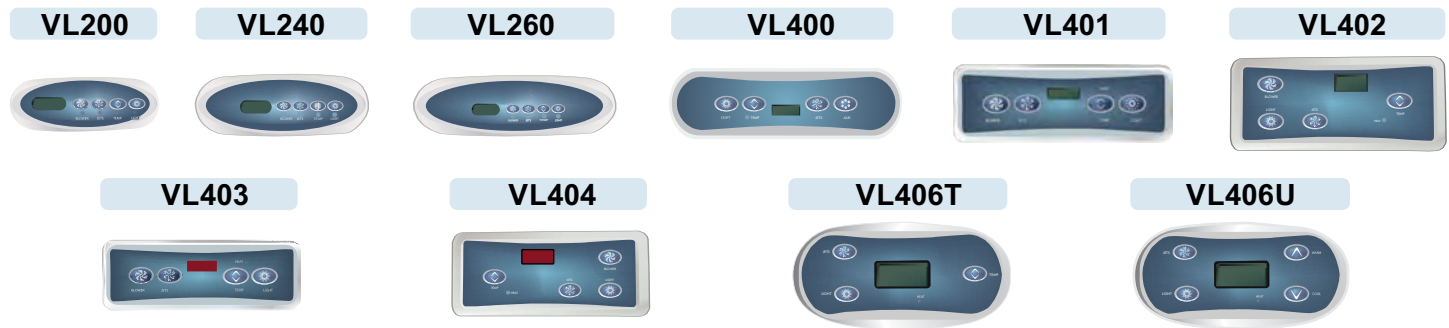
80-0201-K	ECO-1, 4BTN, P1/L/UP/DN
80-0209-1-K	ECO-1, Crescent, 4BTN, P1/LT/UP/DN
80-0202-K	ECO-2, 4BTN, P1/BL/L/TEMP
80-0203-K	ECO-3, 6BTN, P1/P2/BL/LT/UP/DN
80-0207-K	ECO-5, 4BTN, P1/LT/UP/DN
80-0208-K	ECO-6, 4BTN, P1/BL/LT/TEMP
80-0205-K	ECO-7, 4BTN, P1/LT/UP/DN
80-0204-K	ECO-8, 4BTN, P1/BL/LT/TEMP
80-0222-1-K	AUX, 3BTN, P1/BL/LT
80-0222-2-K	AUX, 4BTN, P1/P2/BL/LT

#### Gecko Spaside Overlays For Gecko M-Class Series by HQ

80-0211-10-K	HT-2, 10BTN, P1/P2/BL/LT/PG/EC/UP/DN/ACC1/ACC2
80-0211-K	HT-2, 8BTN, P1/P2/BL/LT/PG/EC/UP/DN

#### Gecko Spaside Overlays For Gecko Y Series by HQ


80-0211-10-K	in.k5, 10BTN, P1/P2/BL/LT/PG/EC/UP/DN
80-0250-K	in.k8, 8BTN, P1/P2/BL/LT/M/PG/UP/DN
80-0236-K	in.k19, 4BTN, P1/LT/UP/DN
80-0236A-K	in.k19, 4BTN, P1/AUX/LT/TEMP
80-0237-K	in.k35, 6BTN, P1/P2/AUX/LT/UP/DN
80-0241-K	K200, 4 BTN, P1/LT/UP/DN
80-0241A-K	K200, 4 BTN, P1/P2/LT/TEMP
80-0242-K	K300, 4 BTN, P1/LT/UP/DN
80-0242A-K	K300, 4 BTN, P1/P2/LT/TEMP
80-0240-K	K450, 6 BTN, ON/P1/P2/LT/UP/DN
80-0240A-K	K450, 7 BTN, ON/P1/P2/P3/LT/UP/DN
80-0243-K	K506, 7 BTN, S/LT/M/P1/P2/UP/DN



PT #	DESCRIPTION	PT #	DESCRIPTION
<b>VL200 Panel Series, LCD, 4.3" x 1.6"</b>		<b>For VS Duplex Systems</b>	
34-52144-K	VL200, w/11095, B/J/T/L	34-55123-K	VL200, w/11852, J/L/C/W
34-52312-K	VL200, w/11127, J/J/T/L	34-55431-K	VL200, w/11219, J/T/L
34-52487-K	VL200, w/11219, J/T/L	34-55563-K	VL200, w/11852, J/L/C/W
34-53238-K	VL200, w/11393, W/C/J/L	34-55472-K	VL200, NO Label, CLR
<b>VL240 Panel Series, LCD, 5.3" x 1.9"</b>		<b>For VS Duplex Systems</b>	
34-53565-K	VL240, w/11520, B/J/T/L	34-55080-K	VL240, w/11745, J/L/C/W
34-53643-C1-K	VL240, w/11765, J/T/L	34-55456-K	VL240, w/11745, J/L/C/W
34-53643-K	VL240, w/11520, B/J/T/L	34-59020-K	VL240, NO Label, CLR,
<b>VL260 Panel Series, LCD, 7" X 2.1"</b>		<b>For VS Duplex Systems</b>	
34-53566-K	VL260, w/11521, B/J/T/L, W*	34-55051-K	VL260, w/11725, J/J/T/L
34-53645-K	VL260, w/11521, B/J/T/L, G*	34-55081-K	VL260, w/11746, J/L/C/W
34-53777-K	VL260, w/11521, B/J/T/L, G*	34-55559-K	VL260, w/12050, A/J/T/L
34-54685-K	VL260, w/11724, J/T/L, G*	34-53637-K	VL260, NO Label
34-55049-K	VL260, w/11725, J/J/T/L, W*	34-53999-K	VL260, NO Label, CLR
34-55050-K	VL260, w/11725, J/J/T/L, G*		
<b>VL400 Panel Series, LCD, 7.5" X 2.3"</b>		<b>For VS Duplex Systems</b>	
34-50175-K	VL400, w/2238, L/T/J	34-55129-K	VL400, w/11822, L/T/J/A
34-50176-K	VL400, w/12237, L/T/J/J	34-55130-K	VL400, NO Label
<b>VL401 Panel Series, LCD, 6.3" X 2.2"</b>		<b>For VS Duplex Systems</b>	
34-52274-K	VL401, ICON, w/11853, W/J/L/C	34-54251-K	VL401, w/11671, J/J/T/L
34-54094-K	VL401, w/10669, B/J/T/L	34-54665-K	VL401, w/11885, J/L/C/W
34-54135-K	VL401, w/10839, J/T/L	34-52424-K	VL401, NO Label, CLR
<b>VL402 Panel Series, LCD, 7.3" X 3.2"</b>		<b>For VS Duplex Systems</b>	
34-54093-K	VL402, w/10668, B/L/J/T	34-54107K	VL402, w/10764, J/L/J/T
34-54100-K	VL402, w/10721, L/J/T	34-51876-K	VL402, NO Label
<b>VL403 Panel Series, LED, 6.3" X 2.2"</b>		<b>For VS Duplex Systems</b>	
34-51676-K	VL403, w/10671, B/J/T/L	34-54105-K	VL403, LCD, w/10753, J/T/L
34-52345-K	VL403, w/11448, J/L/W/C	34-54664-K	VL403, LCD, w/11884, J/L/C/W
34-54104-K	VL403, w/10752, J/J/T/L	34-54130-K	VL403, LCD, NO Label
<b>VL404 Panel Series, LED, 7.3" X 3.2"</b>		<b>For VS Duplex Systems</b>	
34-51223-K	VL404, w/10307, T/B/J/L	34-51248-K	VL404, LED, w/10418, T/J/J/L
34-51225-K	VL404, w/10352, T/J/L	34-52825-K	VL404, LED, NO Label
<b>VL406T Panel Series, LCD, 7" X 3.4"</b>		<b>For VS Duplex Systems</b>	
34-50217-K	VL406T, w/12438, J/L/T	34-55570-K	VL406T, w/12051, J/J/L/T
34-55349-K	VL406T, w/11946, J/B/L/T	34-55413-K	VL406T, NO Label
<b>VL406U Panel Series, LCD, 7" X 3.4"</b>		<b>For VS Duplex Systems</b>	
34-53272-K	VL406U, w/11947, J/L/W/C		
34-55350-K	VL406U, w/11947, J/L/W/C		
34-53271-K	VL406U, NO Label		







<b>PT #</b>	<b>DESCRIPTION</b>	<b>PT #</b>	<b>DESCRIPTION</b>
<b>VL600S Panel Series, LCD, 7" X 3.4"</b>		<b>For VS Standard Systems</b>	
34-54547-K	VL600S, w/11773, J/B/L/W/M/C	34-54681-K	VL600S, w/11877, J/A/L/W/M/C
34-54548-K	VL600S, w/11774, J/J/L/W/M/C	34-54546-K	VL600S, NO Label
<b>VL620S Panel Series, LCD, 7" X 3.4"</b>		<b>For VS Standard Systems</b>	
34-50055-K	VL620S, w/12220, J/J/L/W/M/C	34-55582-K	VL620S, NO Label
<b>VL700S Panel Series, LCD, 9.8" X 3.1"</b>		<b>For VS Standard Systems</b>	
34-53811-K	VL700S, w/11688, W/M/C/L/B/J/J	34-53812-K	VL700S, NO Label
34-54716-K	VL700S, w/11756, W/M/C/L/J/J		
<b>VL701S Panel Series, LCD, 7.4" X 3.3"</b>		<b>For VS Standard Systems</b>	
34-51057-K	VL701S, w/10328, M/W/J/B/L/C	34-54170-K	VL701S, w/11159, A/M/W/J/J/L/C
34-51247-K	VL701S, w/10402, M/W/J/J/L/C	34-55390-K	VL701S, w/11984, L/M/J/J/J/W/C
34-51452-K	VL701S, w/10429, M/J/L/W/C	34-51112-K	VL701S, NO Label
34-53189-K	VL701S, w/10430, B/M/J/J/L/W/C		
<b>VL702S Panel Series, LCD, 10.3" X 4.6"</b>		<b>For VS Standard Systems</b>	
34-54652-K	VL702S, w/11790, B/M/J/J/L/W/C	34-54539-K	VL702S, NO Label
<b>VL801D Panel Series, LCD, 7.4" X 3.3"</b>		<b>For VS Deluxe Systems</b>	
34-54108-K	VL801D, w/10763, T/M/W/B/L/C/J/J"	34-54142-K	VL801D, w/10841, T/M/W/L/C/J/J
34-54128-K	VL801D, w/10823, T/M/W/B/L/C/J/A"	34-54121-K	VL801D, NO Label
<b>VL802D Panel Series, LCD, 10.3" X 4.6"</b>		<b>For VS Deluxe Systems</b>	
34-54539-K	VL802D, w/11789, T/M/W/B/L/C/J/J	34-54562-K	VL802D, NO Label
<b>ML200 Panel Series, LCD, 4.3" X 1.6"</b>		<b>For EL Systems</b>	
34-52685-K	ML200, w/11344, J/A/T/L	34-53292-K	ML200, NO Label
<b>ML400 Panel Series, LCD, 7.5" X 2.3"</b>		<b>For EL Systems</b>	
34-52684-K	ML400, w/11345, J/A/T/L	34-53291-K	ML400, NO Label
<b>ML551 Panel Series, LCD, 7.4" X 3.3"</b>		<b>For EL Systems</b>	
34-53502-K	ML551, w/11609, L/M/W/J/J/B/C	34-55600-K	ML551, w/12052, J/L/M/J/J/J/W/C
34-55304-K	ML551, w/11899, L/M/J/J/J/W/C	34-53503-K	ML551, NO Label
<b>ML700 Panel Series, LCD, 9.8" X 3.1"</b>		<b>For EL Systems</b>	
34-52649-K	ML700, w/11281, T/W/M/C/L/B/J/J	34-55609-K	ML700, w/12053, T/W/M/C/L/B/J
34-53567-K	ML700, w/11476, T/W/M/C/L/J/J/J	34-50563-K	ML700, NO Label
<b>ML900 Panel Series, LCD, 11.7" X 3.2"</b>		<b>For EL Systems</b>	
34-55536-K	ML900, w/112037, T/W/M/C/J/J/J/J/I/L/B/J		
34-54589-K	ML900, w/11806, T/W/M/C/J/J/J/J/I/F/L/O		
34-55580-K	ML900, w/12132, T/W/M/C/J/J/J/J/I/L/B/O		
34-52654-K	ML900, w/40026, T/W/M/C/J/J/J/O/I/F/L/B		
34-52797-K	ML900, NO Label		





PT #	DESCRIPTION	PT #	DESCRIPTION
<b>TP200 Panel Series, LCD, 4.3" X 1.59"</b>		<b>For BP Systems</b>	
34-57282-K	TP200, w/17325, T/J/L/A	34-57281-K	TP200T, NO Label
<b>TP400T Panel Series, LCD, 8.3" X 2.5"</b>		<b>For BP Systems</b>	
34-50260-K	TP400T, w/12511, T/J/L/A	34-50260-K	TP400T, NO Label
<b>TP400W Panel Series, LCD, 8.3" X 2.5"</b>		<b>For BP Systems</b>	
34-50259-K	TP400W, w/12510, W/C/L/J	34-55702-K	TP400W, NO Label
<b>TP500 Panel Series, LCD, 6.32" X 2.25"</b>		<b>For BP Systems</b>	
34-57237-K	TP500, w/17183, J/A/L/T	34-57238-K	TP500, NO Label
34-57251-K	TP500S, w/17204, J/A/L/T	34-57252-K	TP500S, NO Label
<b>TP600 Panel Series, LCD, 7.1" X 3.5"</b>		<b>For BP Systems</b>	
34-50056-K	TP600, w/12198, J/J/F/W/L/C	34-55673-K	TP600, w/12101, J/A/F/W/L/C
34-50335-K	TP600, w/12762, J/J/A/W/L/C	34-55676-K	TP600, NO Label
<b>TP700 Panel Series, LCD, 10" X 3.5"</b>		<b>For BP Systems</b>	
34-57279-K	TP700, w/17382, 2 Jet	34-57278-K	TP700, NO Label
34-57280-K	TP700, w/17381, 3 Jet		
<b>TP800 Panel Series, LCD, 10" X 3.5"</b>		<b>For BP Systems</b>	
34-57241-K	Replaced by TP700, 34-57279-K	34-57240-K	Replaced by TP700, 34-57278-K
<b>spaTouch Panel Series, Color Display</b>		<b>For BP Systems</b>	
34-57220-K	Spatouch2, Trapeziod, w/13668, 7.8"x4.7"	34-57254-K	Spatouch3, Square, 5.73"x4.03"
34-50401-K	Spatouch, Square, w/12974, 5.6"x4.4"	34-57328-K	Spatouch2T, Square, Blk Frm, 5.8"x4.2"
34-57219-K	Spatouch2, Trapeziod, NO Label, 7.8"x4.7"	34-57381-K	ST Mini, Rectangle, 3.375"x2.5"
34-57256-K	Spatouch 3+, 7.3"x4.6"	34-57254-K	Spatouch 3, 5.7"x4.0"



<b>Lite Leader Panel Series, LED, 4.6" X 2.3"</b>		<b>For Lite Leader Systems</b>	
34-51705-K	LL, w/10694, L-J/T	34-51499-K	Lite Leader, NO Label
<b>Lite Leader ICON Panel Series, LCD, 6.3" X 2.2"</b>		<b>For Lite Leader Icon Systems</b>	
34-52274-K	LL, ICON15, w/11853, W/J/L/C	34-52424K	LL, ICON15, NO Label
<b>AX10 Auxiliary Panel Series, 2.2" X 2.2"</b>		<b>For EL/BP Systems</b>	
34-55533-K	AX10, w/Jets 3 Label		
<b>AX40 Panel Series, 7.5" X 2.3"</b>		<b>For EL/BP Systems</b>	
34-52678-K	AX40, w/40030, P/P/B/L	34-55487-K	AX40, w/11823, J/J/J/J
34-53334-K	AX40, w/11428, J/J/B/J	34-52799-K	AX40, NO Label
<b>VX40 Panel Series, 7.5" X 2.3"</b>		<b>For VS Systems</b>	
34-51574-K	VX40, w/10559, P/P/B/L	34-52576-K	VX40, NO Label




34-VL200-U

34-VL401-U

34-VL403-U

34-VL701-U



**PT #**

**DESCRIPTION**

**34-VL200-U**

Universal Spaside for Balboa **VL200** Series

*Replaces: 54327, 54451, 54528, 54539, 54546, 54547*

**34-VL401-U**

Universal Spaside for Balboa **VL401** Series

*Replaces: 55130, 55304, 55349, 55350*

**34-VL403-U**

Universal Spaside for Balboa **VL403** Series

*Replaces: 55413, 55417, 55431, 55456, 55472*

**34-VL701-U**

Universal Spaside for Balboa **VL701S** Series

*Replaces: 55702, 55989, 56046, 57180, 57237, 57238, 57240*

**TP Series**



4-Pin Molex Style

**LL Series**



6-Pin Phone Jack Style\*

**AX Series**



6-Pin Molex Style

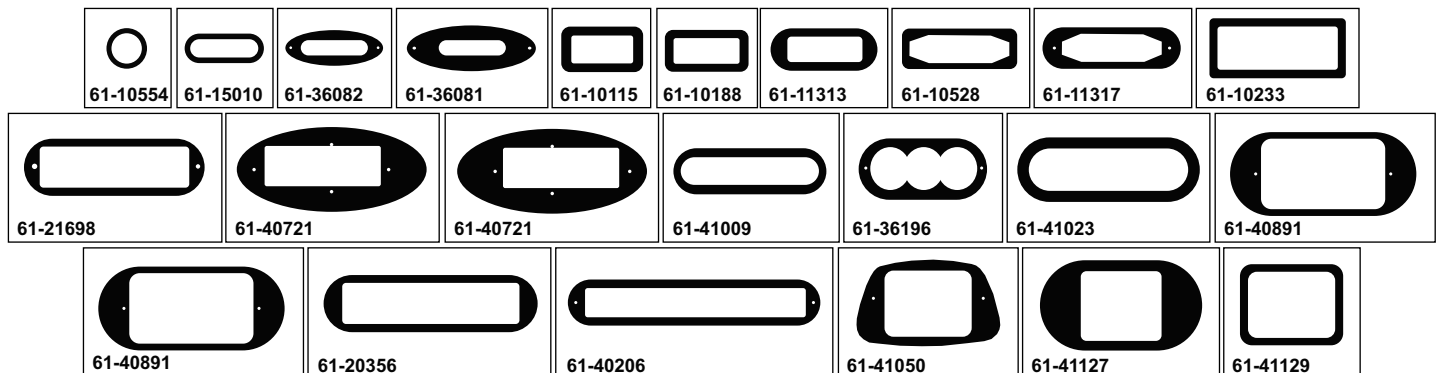
**VX Series**



8-Pin Phone Jack Style\*

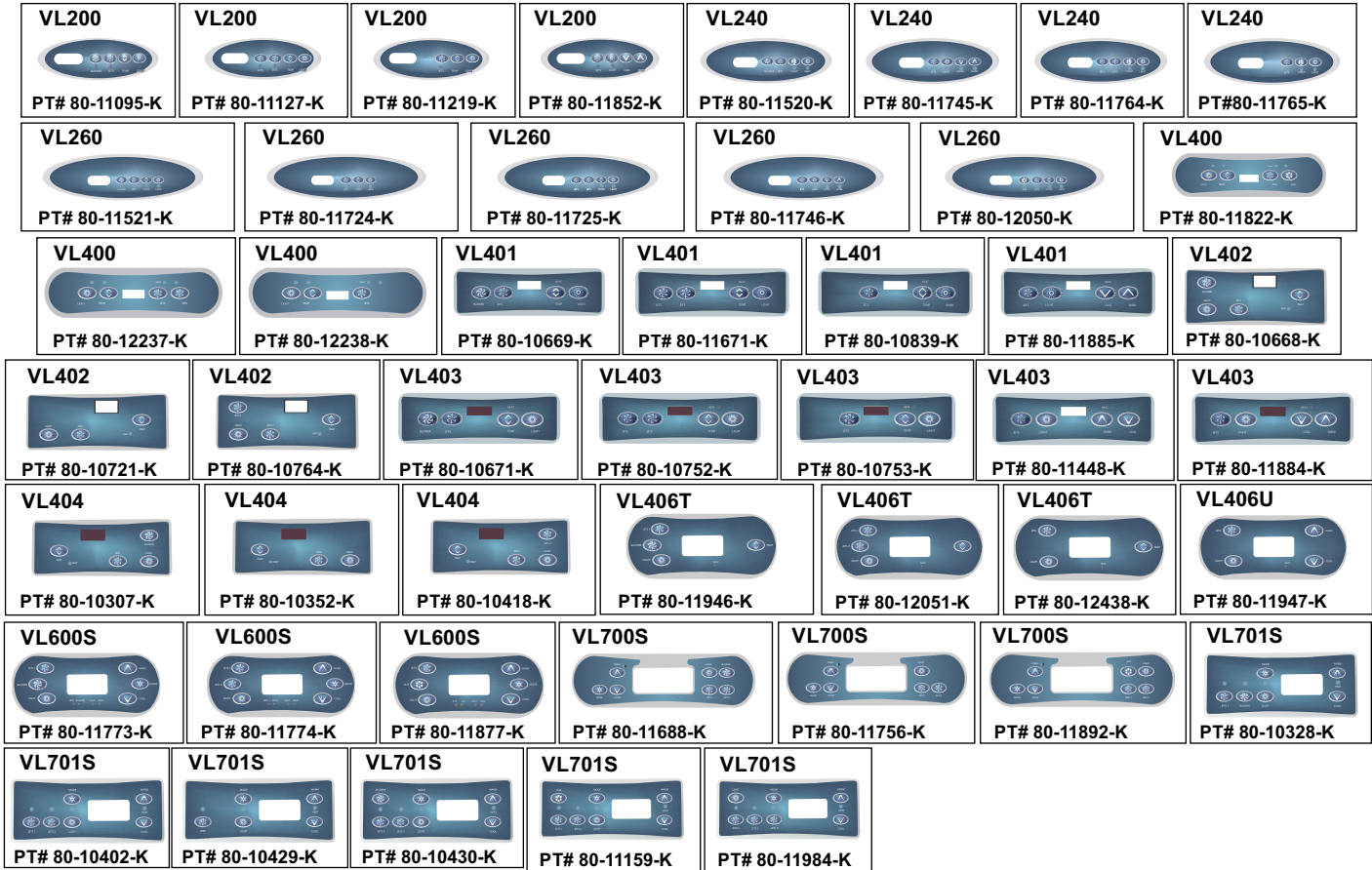
# Gaskets

## Balboa® Spaside Foam Gaskets




PT #	DESCRIPTION	PT #	DESCRIPTION
61-10115	Lite Leader(51499)	61-36082	<b>VL240</b> (53636, 53644)
61-10188	<b>Duplex w/Knob</b> (51219)	61-36196	<b>TP600</b> (55676, 56046), <b>VL406T</b> (50210, 50222, 55413), & <b>VL406U</b> (53271, 55417), <b>VL600S</b> (54546), <b>VL620S</b> (55582)
61-10233	<b>VL701S</b> (50617, 54112), <b>VL801D</b> (54121), & <b>ML551</b> (53503), <b>VL402</b> (51876), <b>VL404</b> (52825)	61-40206	<b>ML550</b> (53393)
61-10528	<b>VL401</b> (52424), <b>VL403</b> (54130)	61-40721	<b>VL802D</b> (54562), <b>VL702S</b> (54539)
61-10554	<b>AX10</b> , Single Button Aux	61-40891	<b>TP900</b> (50262)
61-11313	<b>AX20</b> , Two Button Aux	61-41009	<b>TP400T</b> (55701), <b>TP400W</b> (55702)
61-11317	<b>ML400</b> (53291), <b>VL400</b> (55130), <b>AX40</b> (52799)	61-41023	<b>TP800</b> (50204, 57240)
61-15010	<b>VL200</b> (53676, 54252, 55472)	61-41050	<b>Spatouch Trapezoid</b> (50391)
61-20356	<b>ML900</b> (52797)	61-41127	<b>Spatouch Oval</b> (50588)
61-21698	<b>ML700</b> (50563), <b>VL700S</b> (53812)	61-41129	<b>Spatouch Square</b> (50586)
61-36081	<b>VL260</b> (53646, 53637, 53999)		

\*\*Shapes shown only, gaskets are not black



PT #	DESCRIPTION	PT #	DESCRIPTION
<b>VL Panel Overlays (Designed for VS/Duplex Systems)</b>			
80-11095-K	VL200, B/J/T/L	80-11671-K	VL401, J/J/T/L
80-11127-K	VL200, J/J/T/L	80-11885-K	VL401, J/L/C/W
80-11852-K	VL200, J/L/C/W	80-10839-K	VL401, J/T/L
80-11219-K	VL200, J/T/L	80-10668-K	VL402, B/L/J/T
80-11520-K	VL240, B/J/T/L	80-10764-K	VL402, J/L/J/T
80-11764-K	VL240, J/J/T/L	80-10721-K	VL402, L/J/T
80-11745-K	VL240, J/L/C/W	80-10671-K	VL403, B/J/T/L
80-11765-K	VL240, J/T/L	80-10752-K	VL403, J/J/T/L
80-12050-K	VL260, A/J/T/L	80-11884-K	VL403, J/L/C/W
80-11521-K	VL260, B/J/T/L	80-11448-K	VL403, J/L/W/C
80-11725-K	VL260, J/J/T/L	80-10753-K	VL403, J/T/L
80-11746-K	VL260, J/L/C/W	80-10307-K	VL404, T/B/J/L
80-11724-K	VL260, J/T/L	80-10418-K	VL404, T/J/J/L
80-12238-K	VL400, L/T/J	80-10352-K	VL404, T/J/L
80-11822-K	VL400, L/T/J/A	80-11946-K	VL406T, J/B/L/T
80-12237-K	VL400, L/T/J/J	80-12051-K	VL406T, J/J/L/T
80-10669-K	VL401, B/J/T/L	80-12438-K	VL406T, J/L/T
		80-11947-K	VL406U, J/L/W/C
<b>VL Panel Overlays (Designed for VS/Standard Systems)</b>			
80-11773-K	VL600S, J/B/L/W/M/C	80-10430-K	VL701S, B/M/J/J/L/W/C
80-11774-K	VL600S, J/J/L/W/M/C	80-10429-K	VL701S, M/J/L/W/C
80-11877-K	VL600S, J/A/L/W/M/C	80-10402-K	VL701S, M/W/J/J/L/C
80-11892-K	VL700S, W/M/C/A/L/J/J	80-11159-K	VL701S, A/M/J/J/L/W/C
80-11688-K	VL700S, W/M/C/L/B/J/J	80-11984-K	VL701S, L/M/J/J/J/W/C
80-11756-K	VL700S, W/M/C/L/J/J	80-10328-K	VL701S, M/J/B/L/W/C



PT #	DESCRIPTION	PT #	DESCRIPTION
<b>VL Panel Overlays (Designed for VS/Standard &amp; Deluxe Systems)</b>			
80-11790-K	VL702S, B/M/J/J/L/W/C	80-10823-K	VL801D, T/M/W/B/L/C/J/A
80-11894-K	VL702S, L/M/J/J/L/W/C	80-10763-K	VL801D, T/M/W/B/L/C/J/J
80-11957-K	VL702S, L/M/J/J/L/W/C	80-10841-K	VL801D, T/M/W/L/C/J/J
80-12437-K	VL702S, M/J/J/L/W/C	80-11789-K	VL802D, T/M/W/B/L/C/J/J
		80-10299-K	VL801D, P/M/W/T/L/C/J/B
<b>ML Panel Overlays (Designed for EL/GL Systems)</b>			
80-11344-K	ML200, J/A/T/L	80-11609-K	ML551, L/M/W/J/J/B/C
80-11393-K	ML200, W/C/J/L	80-12053-K	ML700, T/W/M/C/L/B/J
80-11345-K	ML400, J/A/T/L	80-11281-K	ML700, T/W/M/C/L/B/J/J
80-11909-K	ML550, C/W/J/J/B/L/M	80-11476-K	ML700, T/W/M/C/L/J/J/J
80-12183-K	ML550, C/W/J/J/J/L/M	80-11806-K	ML900, T/W/M/C/J/J/J/J/I/F/L/O
80-11901-K	ML550, C/W/J/J/J/L/M	80-12132-K	ML900, T/W/M/C/J/J/J/J/I/L/B/O
80-12052-K	ML551, J/L/M/J/J/W/C	80-12037-K	ML900, T/W/M/C/J/J/J/J/I/L/B/O
80-11899-K	ML551, L/M/J/J/J/W/C	80-40026-K	ML900, T/W/M/C/J/J/J/O/I/F/L/E
<b>TP Panel Overlays (Designed for BP Systems)</b>			
80-17325-K	TP200T, T/J/L/A	80-12198-K	TP600, J/J/F/W/L/C
80-12511-K	TP400T, T/J/L/A	80-12512-K	TP800, J/J/L/A
80-12510-K	TP400W, W/C/L/J	80-12513-K	TP900, 5 BUTTON
80-17183-K	TP500, W/C/M/L/J	80-12966-K	TRAP, SPATOUCH
80-12101-K	TP600, J/A/F/W/L/	80-12975-K	OVAL, SPATOUCH
80-12762-K	TP600, J/J/A/W/L/	80-12974-K	REC, SPATOUCH
80-17204-K	TP500S, W/C/M/L/J/A		

# Balboa® Series Spaside Overlays



**HYDROQUIP™**  
THE **SMART CHOICE™**

<b>LL 2 BTN</b>  PT# 80-10694-K	<b>ICON15</b>  PT# 80-11853-K	<b>AX10</b>  PT# 80-11907-K	<b>AX10</b>  PT# 80-11908-K	<b>AX10</b>  PT# 80-12122-K	<b>AX10</b>  PT# 80-40105-K	<b>AX20</b>  PT# 80-40096-K	<b>AX20</b>  PT# 80-40097-K
<b>AX20</b>  PT# 80-40098-K	<b>AX40</b>  PT# 80-11428-K	<b>AX40</b>  PT# 80-11762-K	<b>AX40</b>  PT# 80-11823-K	<b>AX40</b>  PT# 80-40030-K	<b>VX40S</b>  PT# 80-10559-K		

**PT #**                      **DESCRIPTION**

**LL Panel Overlays(Designed for Lite Leader Systems)**

80-10694-K	LL, J-L/T
80-11853-K	LL ICON, W/J/L/C

**AX Panel Overlays(Designed for EL/GL/BP Systems)**

80-11907-K	AX10, Jets 3
80-11908-K	AX10, Jets 4
80-12122-K	AX10, Jets 5
80-40105-K	AX10, Jets 1
80-40096-K	AX20, J/J
80-40097-K	AX20, J/L
80-40098-K	AX20, J/B
80-11428-K	AX40, J/J/B/J
80-11762-K	AX40, J/L/B
80-11823-K	AX40, J/J/J/J
80-40030-K	AX40, J/J/B/L
80-10559-K	VX40S, VS, RE, J/J/B/L

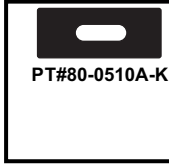
# Universal Spaside Overlays

## Balboa® Series by HQ

<b>VL200</b>  PT# 80-VL200-K	<b>VL240</b>  PT# 80-VL240-K	<b>VL260</b>  PT# 80-VL260-K	<b>VL401/403</b>  PT# 80-VL400/03-K	<b>VL701S</b>  PT# 80-VL701S-K
<b>TP200</b>  PT# 80-TP200-K	<b>TP500</b>  PT# 80-TP500-K	<b>TP500B</b>  PT# 80-TP500B-K	<b>TP600</b>  PT# 80-TP600-K	

**Universal Balboa Overlays(Designed for VS/BP Systems)**

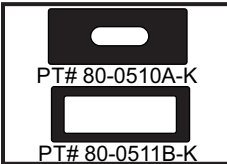
<b>PT #</b>	<b>DESCRIPTION</b>	<b>PT #</b>	<b>DESCRIPTION</b>
80-VL200-K	Universal VL200	80-TP 200-K	Universal TP200
80-VL240-K	Universal VL240	80-TP 500-K	Universal TP500
80-VL260-K	Universal VL260	80-TP 500B-K	Universal TP500B
80-VL400/03-K	Universal VL401 & 403	80-TP 600-K	Universal TP600
80-VL701S-K	Universal VL701S		





All Placards include gaskets



PART#	DESCRIPTION
<b>Balboa Series WiFi Accessories</b>	
34-51159-K	BP Series, Module, Wi-Fi Kit
34-53469	Remote, Transceiver, Balboa, I/H
30-25657	Adapter, BP Series, "Y" Cable, Wi-Fi, BWG# 25657
<b>Balboa Series Spaside Placards</b>	
80-0510A-K	Placard Kit, ML200, ML240, ML260, VL200, VL240, VL260, 8.5" X 4"
80-0510B-K	Placard Kit, Lite Leader, 8.5" X 4"
80-0510C-K	Placard Kit, AX40, ML400, VL400, VL401, VL403, 8.5" X 4"
80-0511B-K	Placard Kit, ML551, VL402, VL404, VL701S, VL801D, 8.5" X 4"
80-0511A-K	Placard Kit, TP400T, TP400W, 9.06" X 4"
80-0511D-K	Placard Kit, TP600, VL406T, VL406U, VL600S, VL620S, 9.06" X 4"
<b>Balboa Series Spaside Extension Cords</b>	
① 30-22635-25	Ext, 25' VS, 8Pin, with 2 to 1 & 1 to 1 connectors
① 30-22632-50	Ext, 50' VS, 8Pin, with 2 to 1 & 1 to 1 connectors
① 30-22630-100	Ext, 100' VS, 8Pin, with 2 to 1 & 1 to 1 connectors
② 30-25662-7	Ext, 7' BP, 4Pin, <b>Also for Wi-Fi Module (Not Shown)</b>
② 30-25662-25	Ext, 25' BP, 4Pin, <b>Also for Wi-Fi Module</b>
② 30-25662-50	Ext, 50' BP, 4Pin, <b>Also for Wi-Fi Module</b>
② 30-25662-100	Ext, 100' BP, 4Pin, <b>Also for Wi-Fi Module</b>
③ 30-11589-25	Ext, 25' EL, 6Pin, Aux
③ 30-11589-50	Ext, 50' EL, 6Pin, Aux
③ 30-11589-100	Ext, 100' EL, 6Pin, Aux
④ 30-11588-25	Ext, 25' EL, 8-Pin, Main
④ 30-11588-50	Ext, 50' EL, 8Pin, Main
④ 30-11588-100	Ext, 100' EL, 8Pin, Main



PART#	DESCRIPTION
<b>Gecko Series WiFi Accessories</b>	
34-0216G-K	WiFi, Module, In.Touch2, Y Series
<b>Gecko Series Spaside Placards</b>	
80-0510A-K	Placard Kit, ECO-1,2,5,6 Series, 8.5" X 4"
80-0511B-K	Placard Kit, HT-2 & ECO-3,7,8 Series, 8.5" X 4"
80-0511F-K	Placard Kit, K450, 8.5" X 4"(not shown)
<b>Gecko Series Spaside Extension Cords</b>	
30-1011-9	Ext, 9', Mspa/Sspa
30-1011-20	Ext, 20', Mspa/Sspa
30-1011-25	Ext, 25', Mspa/Sspa



PART NUMBER	DESCRIPTION	INCLUDES
34-0037A-S	<b>Obsolete, Use PT# 34-0037D-S</b>	Label: 80-0132A
34-0039A-S	<b>Obsolete, Use PT# 34-0039D-S</b>	Label: 80-0134A
34-0038A-S	<b>Obsolete, Use PT# 34-0038D-S</b>	Label: 80-0130A
34-0037D-S	Spaside Kit, TDI CC4D, 120V, 6' Cord, Digital, 4BTN Label	Label: 80-0134D
34-0039D-S	Spaside Kit, TDI CC3D, 120V, 6' Cord, Digital, 3BTN Label	Label: 80-0132D
34-0038D-S	Spaside Kit, TDI CC2D, 120V, 6' Cord, Digital, 2BTN Label	Label: 80-0130D
80-0499	Placard, LG to TDI, Full Size, 8.25" X 3.25" (not shown)	
09-0004	Receptacle, Spaside Control (not shown)	

# Air Switches/Transmitters



PART NUMBER	DESCRIPTION
34-0002-K	Air Switch, 125/250V, 25A, SPDT
34-0059-K	Air Switch, 125/250V, 20A, DPDT
34-0020-K	Rocker Switch, SPDT, 125V, 16A
34-0154	Air Switch, 3 Function, 250V, 21A
36-0006	Air Transmitter, Chrome, #15, 1 3/8"
36-0004A-K	Air Transmitter, White, #15, 1 1/4"
64-0001B	Tubing, 1/4"OD X 1/8" ID, Clear (per ft)
64-0001B-5	Tubing, 1/4"OD X 1/8" ID, Clear (5 ft roll)
64-0001B-10	Tubing, 1/4"OD X 1/8" ID, Clear (10 ft roll)
64-0001B-100	Tubing, 1/4"OD X 1/8" ID, Clear (100 ft roll)
64-0012	Tubing, Long Distance, 1/8"OD X 1/16" ID, Clear (per ft)





PART NUMBER	DESCRIPTION
34-0153-K	Pressure Switch, 120V, 3A, 1/8" thread 2PSI (adjustable) Manf.# 3158-EN
34-30379	Pressure Switch, Guard for PT# 34-0153-K
34-0178-K	Pressure Switch, 120V, 1A, 1/8" thread 1.50PSI (adjustable) Manf.# 3903-EECS
34-0178B-K	Pressure Switch, 120V, 1A, 1/8" thread 1.75PSI (adjustable) Manf.# 3903-EMCS
34-0178A-K	<b>Replaced with 34-0178C-K</b>
34-0178C-K	Pressure Switch, 120V, 1A, 1/8" thread 2PSI (adjustable)
34-0148A-K	<b>Replaced with 34-0148D-K</b>
34-0148D-K	Pressure Switch, 125V, 15.1A, 1/8" thread 2.5PSI, Deep Tub ( not adjustable)
34-0019-C-K	Pressure Switch, 240V, 25A, 1/8" thread (adjustable) Manf.# 4010P replaces 3010P
34-0069C-K	Vacuum Switch, 125V, 12.5A, 1/8" thread (not adjustable)
34-0217-K	Flow Switch, 30V, 1A, 6' Cord, X=0.50" NPT, Y= 1.4"
34-0221-K	Flow Switch, 30V, 1A, 3/4" Barb size
34-0221A-K	Flow Switch, 30V, 1A, 4' Cord, X= 0.75" NPT, Y= 1.1"
34-0221B-K	Flow Switch, 30V, 1A, 3/4" x 1/2" Barb-Slip
48-0120*	Flow Switch Kit, 30V, 1A, 6' Cord 2"X2" W/1.5" Reducers
48-0120B	Flow Switch Kit, Air, 30V, 1A, 6' Cord 2"X2" W/1.5" Reducers
48-0223A	Flow Switch, 30V, 1A, 2" PVC Tee, AMP Plug (Not Shown)
48-0223B-K	Flow Switch, 30V, 1A, 3/4" Barb size, Molded Plug (Not Shown)
48-0223C	Flow Switch, 30V, 1A, 3/4" Barb size, MP/U/W, PCB Connect
48-0223G-HQ	Flow Switch, 30V, 1A, 3/4" Barb size, Molex Connector
34-0199F-K	Harness, PSI, SS, 14"
42-0013-K	Adapter, Barb, 3/4" X 1", PVC
48-0310-K	Adapter, Pump, Tubing Step Down Kit, from 1" to 3/4"

\* Used w/series: 4100, 4200, 4220, 4230, 4330, 6100, 6200, 6220, 6230, 6330, 7100, 7500, 9700




PART NUMBER	DESCRIPTION
35-0002-K	Relay, SPDT, 120V, 15A, T-91
35-0003-K	Relay, SPDT, 240V, 15A, T-91
35-0012-K	Contactors, DPST, 120V, 30/40A
35-0014-K	Contactors, DPST, 120V, 50A
35-0025-K	Contactors, SPST, 120V, 30A
35-0026-K	Contactors, SPST, 240V, 30A
35-0028-K	Contactors, DPST, 240V, 40/50A
35-0031-K	Relay, DPDT, 240V, Bath, 10A
35-0031A	Base, Relay Mounting, SE
35-0036-K	Relay, DPST, 120V, 30A, T-92
35-0037-K	Relay, DPDT, 240V, 30A, T-92
35-0077-K	Relay, DPDT, 120V, 30A, T-92
35-0078-K	Relay, DPDT, 240VAC, 10A, Baptismal

## Thermostats, High-limits & Timers




PART NUMBER	DESCRIPTION
34-0081-K	Thermostat, 120V, 1A, Solid State (TDI), 1/4" Bulb, 36" CAP
34-0081B-K	Thermostat, 120V, 1A, Solid State (TDI), 1/4" Bulb, 72" CAP (Not Shown)
34-0081C-K	Thermostat, 120V, 1A, Solid State (TDI), 3/8" Bulb, 10" CAP (Not Shown)
34-0030-K	Thermostat, 5/16 Bulb, 24" CAP
48-0013	Thermostat Knob, Univ.
34-0010-K	High Limit, TCO, Auto, 130F
34-0012-K	High Limit, 5/16 Bulb, 24" CAP
34-0012A-K	High Limit, 1/4" Bulb, 36" CAP
34-0058-K	High Limit, Thermodisc, 250V, 50A
48-0092S	High Limit, with Auto Reset, Complete Kit
34-0035-K	Timer, 7 Day, 120V, 60HZ, 21A, STD
34-0036-K	Timer, 7 Day, 240V, 60HZ, STD (Not Shown)
34-0033-K	Timer, 24HR, 120V, 60HZ, 21A, w/Override Switch
34-0052A-K	Timer, 24HR, 240V, 50 HZ, 21A, STD, w/Override Switch (Not Shown)
34-0049-K	Timer, 24HR, 240V, 60HZ, STD, w/Override Switch (Not Shown)



PART NUMBER	DESCRIPTION
34-30674-K	Balboa® OEM Sensor, M7®, 12", Temp/HL, Stick On, Cal Spa Series
34-0202B-K	HQ Generic Sensor Kit, M7®, 46", 1/4" Bulb, Balboa®, All Slide Series
34-0202C-K	HQ Generic Sensor Kit, M7®, 82", 1/4" Bulb, Balboa®, Versi-Heat Series
34-30337-HQ-K	HQ Generic Sensor Kit, Dual, Temp/HL, 36"(1/4" Bulb), 96"(3/8" Bulb)
34-30337-K	Balboa® OEM Sensor Kit, Dual, Temp/HL, 36"(1/4" Bulb), 96"(3/8" Bulb)
34-30352KIT-K	HQ Generic Sensor Kit, Temp, 96"(3/8" Bulb)
34-53605-HQ-K	HQ Generic Sensor Kit, M7®, 12", 1/4" Bulb, Includes complete sensor fitting
34-53605-K	Balboa® OEM Sensor Kit, M7®, 12", 1/4" Bulb
34-32016-HQ-K	HQ Generic Sensor Kit, M7®, 24", 1/4" Bulb, Includes complete sensor fitting
34-32016-K	Balboa® OEM Sensor Kit, M7®, 24", 1/4" Bulb
39-0021-K	M7® Sensor Fitting Kit, Includes: Body, Cap, Spacer, and O-Ring
48-0002	M7® Spacer & O-Ring Kit (15 of each per kit)

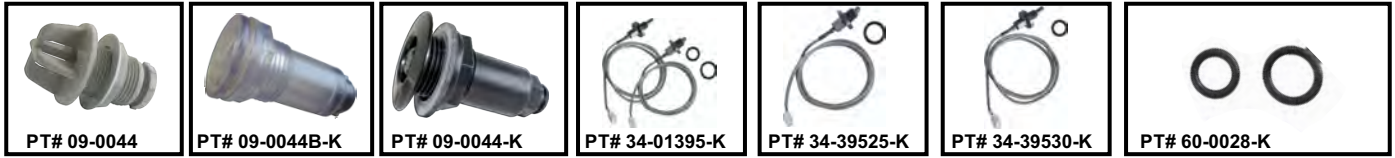
All HQ Generic M7® Sensor Kits Include Fitting Kit PT# 39-0021-K

## Gecko Series Sensors



PART NUMBER	DESCRIPTION
34-0201-K*	Sensor, HL, 4P3W, W/M/T, 14", 1/4" Bulb - Gecko# 9920-400122
34-0201B-K*	Sensor, HL, 4P3W, W/M/T, 76", 1/4" Bulb - Gecko# 9920-400684
34-0201D-K	Sensor, HL, 2P2W, MP/SSPA/USPA, 18", 1/4" Bulb
34-0201D-36-K	Sensor, HL, 2P2W, MP/SSPA/USPA, 36", 1/4" Bulb
34-0201D-72-K	Sensor, HL, 2P2W, MP/SSPA/USPA, 72", 1/4" Bulb
34-0203-K*	Sensor, Temp, 4P3W, W/M/T, 10FT, 3/8" Bulb - Gecko# 9920-400125
34-0203A-S*	Sensor, Temp, 4P3W, W/M/T, 25FT., 3/8" Bulb - Gecko# 9920-400245
34-0203D-K	Sensor, Temp, MP/SSPA/USPA, 4P2W, 10FT, 3/8" Bulb - Gecko# 9920-400262
34-0203D-18-K	Sensor, Temp, MP/SSPA/USPA, 4P2W 18", 1/4" Bulb
34-0203D-36-K	Sensor, Temp, MP/SSPA/USPA, 4P2W, 36", 1/4" Bulb
34-0203D-72-K	Sensor, Temp, MP/SSPA/USPA, 4P2W, 72", 1/4" Bulb
34-0203Y-K	Sensor, Temp/HL, Y Series, 18", 1/4" Bulb
34-0203Y-36-K	Sensor, Temp/HL, Y Series, 36", 1/4" Bulb
34-0203Y-72-K	Sensor, Temp/HL, Y Series, 72", 1/4" Bulb
34-0203Y-STD-K	Sensor, Temp/HL, 120"(3/8" Bulb), 18"(1/4" Bulb), Y Series
34-0203Y-VH2-K	Sensor, Temp/HL, 120"(3/8" Bulb), 72"(1/4" Bulb), Y Series

\*Only applicable to system series: CS7100/CS6100, CS9300, CS9400 & CS9600 manufactured prior to mid 2003.





PART NUMBER	DESCRIPTION
09-0044	Thermowell, Wet-Well, 3/8", Hole size 1", 2.36"L X 1.53"W
09-0044B-K	Thermowell, Dry-Well, 3/8", C&S w/ plug, Hole size 1.125", 2.85"L X 1.48"W
09-0044-K	Thermowell Kit, Dry-Well, 3/8", w/ plug, Hole size 1.125", 2.85"L X 1.80"W
34-01395-K	Replacement Sensor Kit for Watkins, Includes Temp Sensor, Hi-Limit & 2 O-Rings
34-39525-K	Replacement Sensor for Watkins, Individual Temp Sensor & O-Ring
34-39530-K	Replacement Sensor for Watkins, Individual Hi-Limit & O-Ring
60-0028-K	Replacement O-Ring Kit for Watkins Sensors, Includes Hi-Limit & Temp Sensor O-Rings

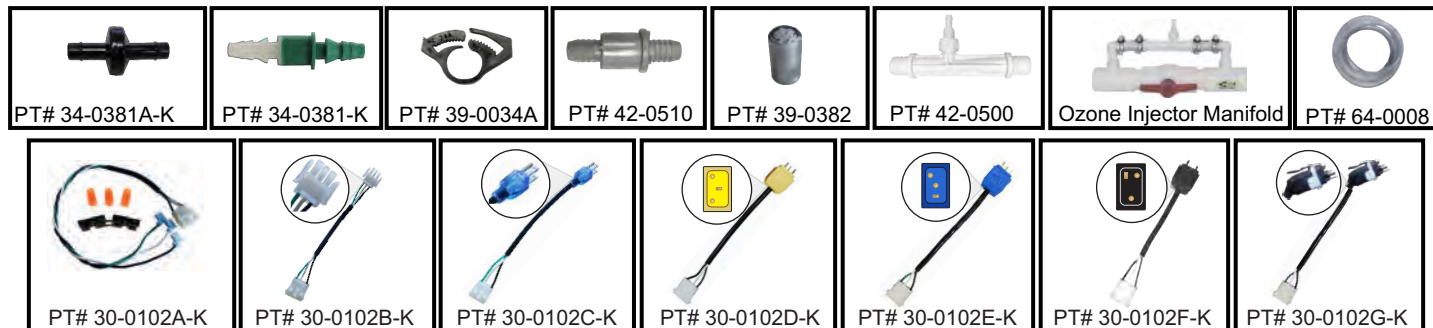
# GFCI'S, Plugs & Transformers



PART NUMBER	DESCRIPTION
30-0061B-K	GFCI Powercord, 15A, 90 Degree, 16' STW, Outdoor/Indoor
30-0061C-K	GFCI Powercord, 15A, 90 Degree, 16' SJTW, Indoor Only
30-0061D-K	<b>Obsolete, Use PT# 30-0061B-K</b>
30-0062B-K	GFCI Powercord, 20A, 90 Degree, 16' STW, Outdoor/Indoor
31-0057-K	Plug, 30/50A, NEMA-14P, 4-Wire, Leviton 275-T
31-0060-K	Plug, 30/50A, NEMA-6P, 3-Wire, Leviton 931-E
34-0007	GFCI, 20A, Panel Mount, 120V
34-0041	Plug, 30A, NEMA-L6P, 3-Wire, Leviton, 2631, Locking
34-0084-K	GFCI, 15A, 90 Degree, Right Angle, Plug
34-0181L-K	GFCI, 20A, 90 Degree, Right Angle, Plug
37-0002-K	Transformer, Light, 120-12V, 1AMP
37-0005-K	Transformer, BAP, 120- 24V, 1AMP
37-0051-K	Transformer, PCB, 120V (series: 4/6200, 4/6220, 4/6230, 4/6330)
37-0052A-K	Transformer, Balboa®, 120V, LL
37-0053-K	Transformer, 120V, Y Series
37-0053B-K	Transformer, 240V, Y Series
48-0099X-120	Transformer Kit, 120V, MSPA/MP Series
48-0099X-240	Transformer Kit, 240V, MSPA/MP Series



PART NUMBER	DESCRIPTION
34-0024-K	Terminal Block, Input, 4-14 AWG
34-0025	Terminal Block ,12 PIN
34-0026-K	Fuse Block, 30A, Main
34-0029	Terminal Block, 8000, 12 POS
34-0073-K	Terminal Block, Marathon, 4 POS
⑧ 35-0019-K	Fuse, 30A, Main, SC-30
⑧ 35-0019-K5	Fuse, 30A, Main, SC-30 - <b>5 Pack</b>
⑧ 35-0019-KB	Fuse, 30A, Main, SC-30 - <b>100 Pack</b>
② 35-0020	Fuse, 3A, Blower, 600W, 240V
② 35-0020A	Fuse, 3A, 3AG, Fast, Light, VS
② 35-0021	Fuse, 4A Blower, 3AG
⑨ 35-0022	Fuse, 6-1/4A, BLWR, 600W, 120V
② 35-0024	Fuse, 12A, Blower, 3AG
② 35-0027-K	Fuse, 300MA, 240V, xformer, VS - Replacement for Balboa PT# 21581 <b>5 Pack</b>
② 35-0032-K	Fuse, 8A, Blower, 800W, 120V
③ 35-0047A-K	Fuse, 20A, Time Delay MDA-20A
③ 35-0047-K	Fuse, 15A, Time Delay
⑥ 35-0058-K	Fuse, 20AMP, Main, SC-20
⑥ 35-0058-K5	Fuse, 20A, Main, SC-20 - <b>5 Pack</b>
⑥ 35-0058-KB	Fuse, 20A, Main, SC-20 - <b>100 Pack</b>
⑩ 35-0059	Fuse, 1A, Trans/Light
② 35-0060-K	Fuse, 2A, Ozone
② 35-0061	Fuse, 5A, Blower, 800W, 240V
③ 35-0062-K	Fuse, 10AMP 3AG - Time Delay
35-0063A	<b>Replaced with 35-0063-K</b>
⑦ 35-0063-K	Fuse, 25A, Main, SC-25
⑦ 35-0063-K5	Fuse, 25A, Main, SC-25 - <b>5 Pack</b>
⑦ 35-0063-KB	Fuse, 25A, Main, SC-25 - <b>100 Pack</b>
35-0064-K	Fuse, 250MA, 3AG, Fast (not shown)
④ 35-0066-K	Fuse, 10A, SC-10
④ 35-0066-K5	Fuse, 10A, Main, SC-10 - <b>5 Pack</b>
④ 35-0066-KB	Fuse, 10A, Main, SC-10 - <b>100 Pack</b>
⑤ 35-0067-K	Fuse, 15A, SC-15
⑤ 35-0067-K5	Fuse, 15A, Main, SC-15 - <b>5 Pack</b>
⑤ 35-0067-KB	Fuse, 15A, Main, SC-15 - <b>100 Pack</b>
① 35-0074A-K5	Fuse, 500MA, 240 SSPA, System - <b>5 Pack</b>
① 35-0074-K	Fuse, 750MA, 120V SSPA, System
35-0074B-K5	Fuse, 500MA, 3AG, Fast (not shown)
35-0074C	Fuse, 500MA, 3AG, Slo (not shown)
① 35-0079-K	Fuse, 2AMP, 250VAC, SSPA Light
③ 35-0080	Fuse, 5AMP Time Delay, 250VAC
35-0081-K	Fuse, 10AMP Time Delay, 250VAC, .79" x .2" Glass
35-21581-K	Fuse, (5 pack) 300MA, 240V, xformer, VS - Replacement for Balboa PT# 21581



PART NUMBER	DESCRIPTION
34-0381-K	Ozone, Check Valve
34-0381A-K	Ozone Check Valve, XP
34-0382	Ozone Intake Filter
34-2722-50-K	HydroQuip Water Pro Ozonator Kit, 120V/240V, 50mg
34-2722-100-K	HydroQuip Water Pro Ozonator Kit, 120V/240V, 100mg
34-2722-150-K	HydroQuip Water Pro Ozonator Kit, 120V/240V, 150mg
34-2922-AMP	HydroQuip Water Pro (Mini) Ozonator Kit, 120V/240V, 50mg
34-54451	<b>Replaced by 34-2722-50-K</b>
34-59087-KIT	<b>Replaced by 34-59297-KIT</b>
34-59088-KIT	<b>Replaced by 34-59297-KIT</b>
34-59297-KIT	Balboa® CD Ultrazone™ Ozonator Kit, 120V/240V, 150mg
39-0034A	Clamp, Hose, Nylon, Ozone
42-0500	Ozone Mazzei Injector, 3/4" Barb, 88-K, White
42-0510	Ozone, LGM Mazzei, 3/4" Barb, Grey
49-0410	Ozone Injector Manifold, 1.5", w/LGM
49-0410A	Ozone Injector Manifold, 1.5", 8000 Systems
49-0410B	Ozone Injector Manifold, 1.5", BP/VS Systems
49-0412	Ozone Injector Manifold, 2.0", 8000 Systems
49-0420	Ozone Injector Manifold, 1.5", w/LGM Mazzei
49-0420A	Ozone Injector Manifold, 1.5" Plumbing for Circ & Small HP Pumps
49-0421	Ozone Injector Manifold, 2" Plumbing for Medium to High Flow Pumps
49-0422	Ozone Injector Manifold, 2.5" Plumbing for High Flow Pumps
64-000*	Tubing, 1/4"1D x 3/8"0D, Clear
30-0102A-K	Ozone Adapter Cord, Universal Cord Kit,
30-0102B-K	Ozone Adapter Cord, 4-Pin Amp to 3-Pin Amp
30-0102C-K	Ozone Adapter Cord, 4-Pin Amp to 15A Nema Plug
30-0102D-K	Ozone Adapter Cord, 4-Pin Amp to Mini JJ(Yellow)
30-0102E-K	Ozone Adapter Cord, 4-Pin Amp to Mini JJ(Blue)
30-0102F-K	Ozone Adapter Cord, 4-Pin Amp to Mini JJ(Black)
30-0102G-K	Ozone Adapter Cord, 4-Pin Amp to in.link(Gecko)



PART NUMBER	DESCRIPTION
<b>Cluster Main Lighting</b>	
701570-6-DLSO-S	6-LED Cluster with Stand-off 36"Daisy Chain Light
701570-12-DLSO	12-LED Cluster with Stand-off 36"Daisy Chain Light
701570-21-DLSO	21-LED Cluster with Stand-off 36" Daisy Chain Light
701739-SAOX1	UltraBRITE Integrated Controller 9 LED Cluster Lamp
701861-9-P	UltraBRITE 9 LED Mini Cluster Lamp
<b>LiquaLED Controllers</b>	
701678-DLO	LiquaLED Controller, Control 40
701898-DLO	LiquaLED Multi-Zone Controller
701931-DLO	LiquaLED Controller, Control 20
<b>Bullet Lights</b>	
701564-1-F	Single-LED Cable Bullet Light, 50"
701564-2-F	Dual-LED Cable Bullet Light, 50"
701564-4-F	Quad-LED Cable Bullet Light, 50"
701564-4-F-XL	Extended Length Quad-LED Cable Bullet Light, 78"
<b>Misc Accessories</b>	
400338	Nut, 3/8, Nylon Hex, Fits All Lens styles
400372	Standard Flange Bullet Lens
400372-KIT	Includes: (5)400338, (5)400372, and (5)400417(kit not shown)
400372-RND	Large Round Lens (1" diameter)
400372-RND-KIT	Includes: (5)400338, (5)400372-RND, and (5)400417(kit not shown)
400417	O-Ring - 0.070"
410117-24-O	2' Jumper Cable w/overmold
410117-60-O	5' Jumper Cable w/overmold

### Tailpieces - 1.5" Heaters



**42-0015-K  
Tailpiece**  
1.5" MBT x 1.5" Soc



**42-0015D-K  
Tailpiece**  
1.5" MBT x 1.5"  
Spig



**42-0023-K  
Tailpiece**  
1.5" MBT x 1.25" Soc



**42-0031-A-K  
Tailpiece**  
1.5" MBT x 1" Spig



**42-0031-K  
Tailpiece**  
1.5" MBT x 1" Soc



**42-0031F-K  
Tailpiece Offset**  
1.5" MBT x 1" Soc



**42-0031F-A-K  
Tailpiece Offset**  
1.5" MBT x 1" Spig



**42-0015C-K  
Tailpiece Offset**  
1" Spig x 32 mm



**42-0015A-K  
Tailpiece**  
1.5" MBT x 50mm Soc

### Tailpieces - 2" Heaters



**42-0006A-K  
Tailpiece**  
2" MBT x 2" Soc Short



**42-0017A-K  
Tailpiece**  
2" MBT x 2" Spig  
Short



**42-0017-K  
Tailpiece**  
2" MBT x 2" Spig/1.5"  
Soc



**42-0016-K  
Tailpiece**  
2" MBT x 1.5" Soc



**42-0006-T-K  
Tailpiece**  
2" MBT x 2" No  
Groove



**42-2387-K  
Tailpiece**  
2" MBT x 1" 90° barb



**42-2391-K  
Tailpiece**  
2" MBT x .75" 90°  
barb

### Tailpieces - 3" Heaters



**42-2373-K  
Tailpiece**  
3" MBT x 2" Soc




**42-2384-K  
Tailpiece**  
3" MBT x .75"  
straight barb



**42-2390-K  
Tailpiece**  
3" MBT x .75" 90°  
barb



**42-2380-K  
Tailpiece**  
3" MBT x 1"  
straight barb



**42-2386-K  
Tailpiece**  
3" MBT x 1" 90° Barb



**42-2392-K  
Tailpiece**  
3" MBT x 1" 90° Soc

### Reducer Bushings



**42-0022-K  
Reducer Bushing**  
1" Spig x 0.75" FIPT



**42-0018-K  
Reducer Bushing**  
1" Spig x .75" Soc



**42-0001-K  
Reducer Bushing**  
2" Spig x 1.5" Spig x  
Soc



### Pump Unions



**42-0005-K**  
**Pump Union Half**  
1.5" x 1.5" Soc  
*Also sold as a pair:*  
PT# 48-0067-K



**42-0012-K**  
**Pump Union Half**  
2" x 1.5" Soc  
*Also sold as a pair:*  
PT# 48-0068-K



**42-0009-K**  
**Pump Union Half**  
2" x 2" Soc  
*Also sold as a pair:*  
PT# 48-0069-K



**42-0010A**  
**Pump Union Half**  
2.5" Thd x 2" Soc

### Union Assemblies




**42-0011-K**  
**Union Assy**  
0.75" x 0.75" Soc



**42-0011A-K**  
**Union Assy**  
1.0" x 1.0" Soc



**42-0068-K**  
**Union Assy**  
2" Spig x 1.5" Soc



**42-0014A-K**  
**Pump Repair Nut**  
1.5" with screws  
**42-0007A-K**  
**Pump Repair Nut**  
2" with screws

### Valves



**Ball Valve**  
**40-0008-K**  
1.5" x 1.5" Soc x Soc  
**40-0009-K**  
2" x 2" Soc x Soc  
**40-0010-K**  
0.75" x 0.75" Soc x Soc




**42-0056-K**  
**Check Valve**  
0.75" Soc x 0.75" Soc



**42-0078-K**  
**Check Valve**  
1.5" Soc x 1.5" Soc

### Elbows



**42-0087-K**  
**Elbow 90° Street**  
0.5" Spig x 0.5" Soc



**42-0049-K**  
**Elbow 90°**  
0.75" Soc x 0.75" Soc



**42-0003A-K**  
**Elbow 90°**  
1.5" Soc x 1.5" Soc



**42-0003-K**  
**Elbow 90° Street**  
1.5" Slip x 1.5" Spig



**42-0024A-K**  
**Elbow 90° Street w/T-Well**  
1.5" Soc x 1.5" Spig



**42-0085-K**  
**Elbow 90°**  
2" Soc x 2" Soc



**42-0002-K**  
**Elbow 90° Street**  
2" Spig x 2" Soc



**42-0002A-K**  
**Elbow 90°**  
2" Spig x 2" Spig



**42-0073-K**  
**Elbow 45°**  
2" Spig x 2" Soc



**42-0002-T-K**  
**Elbow 90° Street**  
2" Soc x 2" Spig  
x 0.5" FPT



**42-0037-K**  
**Elbow 90° w/T-well**  
2" Soc x 2" Spig  
5/16" x 4" T-well  
Air Bleed Valve



**42-0086-K**  
**Elbow 90°, Sweep**  
2" Soc x 2" Pump Union  
Half

### Adapters



**48-0072-K**  
**Adapter/Tailpiece**  
1.5" x Female Hose Bib



**48-0072A-K**  
**Adapter/Tailpiece**  
1.5" x Female Hose Bib



**42-0013-K**  
**Barb Adapter**  
0.75" x 1"



**48-0310-K**  
**Adapter**  
Pump, Tubing Step Down  
Kit, from 1" to 3/4"


### Tees, Fittings, Misc PVC Parts



**42-0047-K  
Tee**  
2" Soc x 2" Soc  
x 0.5" FPT




**42-0047-T-K  
Tee**  
2" MBT x 2" Spig  
x 0.5" FPT



**42-0117-K  
Tee**  
1.5" SLP x 1.5" SLP  
x 1.5" SLP




**42-0004-K  
Hi-Flo Suction**  
1.5" Soc



**42-0074A-K  
Drain Wall Fitting  
w/Grate Assy**  
1.5" FBT x 1.5" Soc



**42-0074-K  
Auto-Fill  
Wall Fitting,  
Slotted Return**



**42-0116-K  
Ozone Manifold**  
1.5" Soc x 1.5" Soc



**42-0088-K  
Coupling**  
0.5" Soc x 0.5" Soc



**42-0022B-K  
Coupling**  
1.5" Soc x 1.5" Soc



**03 Manifold Kit**  
49-0420A-K - 1 1/2"  
49-0421-K - 2"  
49-0422-K - 2 1/2"

### Nuts, Gaskets



**Split Nut  
w/Screws**  
*Sold in pairs:*  
48-0082-K - 1.5"  
48-0096-K - 2"



**Uni-Nut  
w/ Retainer**  
*Sold in pairs:*  
42-2334-K - 1.5"  
42-2334A-K - 2"  
42-2334B-K - 3"




**Snap Nuts**  
*Sold in pairs:*  
48-0074-K - 1.5"  
48-0095-K - 2"



**Ridged  
Gaskets**  
60-0017-K - 1.5"  
60-0015-K - 2"  
60-0020-K - 3"



**60-0016-K  
Flat Gasket**  
2"



**60-0001-K  
O-Ring**  
Heater,  
5X5 Flanged


### Wood Hot Tub Fittings and Accessories



**42-10-5470BRN  
Slimline Jet Assy**  
1" x 1"  
Hole Size - 1 11/16"



**42-10-5671BRN  
Slimline Jet Assy**  
1" x 0.5"  
Hole Size - 1 11/16"



**42-30-6104  
Slimline Straight  
Nut**



**42-30-3807  
Standard Nut**



**25-0002-LG  
Front Access Wall  
Fitting Light Kit**



### PART NUMBER

### DESCRIPTION

#### Laing Circulation Pumps

10-0126-K	Laing Circ, E-3, .5" Barbed, 100-240V, 50/60HZ, Watkins®, 70" Cord w/Nema Plug
10-0102-K	Laing Circ, E-5, .75" Barbed, 100-240V, 50/60HZ, Watkins®, 48" Cord, 74427
10-0120-K	Laing Circ, E-10, .75" Barbed, 120V, 50/60HZ, 48" Cord, 73989
10-0120M-K	Laing Circ, E-10, .75" Barbed, 120V, 50/60HZ, 48" Cord, Sundance 6500-460
10-0121-K	Laing Circ, E-10, .75" Barbed, 240V, 50/60HZ, 48" Cord, 73979
10-0121M-K	Laing Circ, E-10, .75" Barbed, 240V, 50/60HZ, 48" Cord, Sundance 6000-125
10-0121FS-K	Laing Circ, E-10, .75" Barbed, 240V, 50/60HZ, 19" Cord, with Flow switch
10-0121-A-K	Laing Circ, E-10, .75" Barbed, 240V, 50/60HZ, 19" Cord, w/o Flow Control, D1
10-0122-K	Laing Circ, E-10, 1" Barbed, 120V, 50/60HZ, 48" Cord, 74069
10-0123-K	Laing Circ, E-10, 1" Barbed, 240V, 50/60HZ, 48" Cord, 74079
10-0124-K	Laing Circ, E-10, .75" Threaded, 120V, 50/60HZ (not shown), 48" Cord, 74009
10-0125-K	Laing Circ, E-10, .75" Threaded, 240V, 50/60HZ (not shown), 48" Cord, 73999
10-0107-K	Laing Circ, E-14, 1.5" Threaded, 240V, 50/60HZ, 48" Cord, 73348

#### Grundfos Pumps

10-0134	Pump, Grundfos Circ, Series 43, 115V, 60Hz, 1" Barbed, 59896291*
10-0135	Pump, Grundfos Circ, Series 43, 230V, 60Hz, 1" Barbed, 59896292*
10-0138-K	Pump, Grundfos Circ, 230V, 60Hz, 3/4" Barbed
10-0138-KIT	Pump, Grundfos Circ, 230V, 60Hz, 3/4" Barbed, Universal Kit
10-0139-K	Pump, Grundfos Circ, 115V, 60Hz, 3/4" Barbed
10-0139-KIT	Pump, Grundfos Circ, 115V, 60Hz, 3/4" Barbed, Universal Kit

\* Also replaces Series 38



EXECUTIVE 48F

EXECUTIVE 56F

VIPER 56F

EX2 56F

IRON MIGHT

TINY MIGHT

### PART NUMBER DESCRIPTION

#### 48/56 Frame & Circulation Waterway Spa Pumps

10-0111	Tiny Might, 1/16 HP, 115V, 60HZ, 3312610-14
10-0111A	Tiny Might, 1/16 HP, 230V, 50/60HZ, 3312620-14
10-3410030-1E	Iron Might, 48F, 1/15 HP, 115V, 60HZ,
10-3420610-1A	Executive 48F, 1.5 HP, 2SPD, 120V, 2" IN
10-3420610-1U	EX2 48F, 1.5HP, 2SPD, 120V, 2" IN, 16.4A/4.4A
10-3420820-1A	Executive 48 FR, 2 HP, 2SPD, 230V, 2" IN, 60 HZ
10-3421221-1A	Executive 48F, 3 HP, 2SPD, 230V, 60 HZ, 2" IN
10-3421821-1A	Executive 48F, 4.5 HP, 2SPD, 230V, 2" IN
10-3421821-1U	EX2 48F, 4 HP, 2SPD, 230V, 60HZ, 2" IN, 12 / 3.5 A
10-3720821-13	Executive 56F, 2 HP, 2 SPD, 230V, 2.5" IN, 60 HZ
10-3720821-1D	Executive 56F, 2 HP, 2 SPD, 230V, 2" IN, 60 HZ
10-3721221-13	Executive 56F, 3.0HP, 2 SPD, 230V, 2.5" IN
10-3721221-1D	Executive 56F, 3.0HP, 2 SPD, 230V, 2" IN
10-3721621-13	Executive 56F4 HP, 2 SPD, 230V, 2.5" IN, 60 HZ, ME-40225-20
10-3721621-1D	Executive 56F4 HP, 2 SPD, 230V, 2" IN, 60 HZ, ME-40226-20
10-3722021-13	Executive 56F, 5 HP, 2 SPD, 230V, 2.5" IN, 60 HZ
10-3722021-1D	Executive 56F, 5.0 HP, 2 SPD, 230V, 2" IN, 60HZ
10-MV-40226-25	Viper 56F, 4 HP, 2 SPD, 230V, 60 HZ, 2.5" IN/OUT

#### 56 Frame Self Priming Pump (2" Suction / 2" Discharge)

11-0003	Replaced by 11-48SUP1502-WW(see page 71)
11-0002	Replaced by 11-48SUP2002-WW(see page 71)

#### Baptistry Pump (1.5" Suction / 1.5" Discharge)\*

993-208L0-X0	Pump, 115V / 230V, 1SPD, 1/15HP, 1.6A/0.7A, 48" Molded Cord(BES Series)
10-0178-S	Pump, Submersible, 1/6HP, 120V for PBES Systems



## Pump Seals

### U.S. Pump Seals

#### Basic Service

PT#	Size	Head*	Seat**
10-PS100	5/8"	A	1
10-PS1000	5/8"	B	1
10-PS200	5/8"	A	1
10-PS201	3/4"	A	1
10-PS2131	5/8"	A	31

#### Premier Viton Service

PT#	Size	Head*	Seat**
N/A			
10-PS3865R	5/8"	B	1
10-PS3867	5/8"	G	1
10-PS3868	3/4"	G	1
10-PS3869	5/8"	B	31

#### \*Head Type:



#### \*\*Seat Type:





**PART# DESCRIPTION**

**Jet Pumps 48 & 56 Frame**

10-48WUA1001	Pump, LX, 1.0HP, 2SPD, 115V, 3.8A/10.3A, 48WUA1001C-II, 2"
10-48WUA1501	Pump, LX, 1.5HP, 2SPD, 115V, 3.8A/13.8A, 48WUA1501C-II, 2"
10-48WUA1502	Pump, LX, 1.5HP, 2SPD, 230V, 2.6A/8.0A, 48WUA1502C-II, 2"
10-48WUA2002	Pump, LX, 2.0HP, 2SPD, 230V, 3.0A/10A, 48WUA2002C-II, 2"
10-56WUA300	Pump, LX, 3.0HP, 2SPD, 230V, 3.5A/10A, 56WUA300-II, 2"
10-56WUA300A	Pump, LX, 3.0HP, 2SPD, 230V, 3.5A/10A, 56WUA300A-II, 2.5"
10-56WUA350	Pump, LX, 3.5HP, 2SPD, 230V, 3.5A/11A, 56WUA350-II, 2"
10-56WUA400	Pump, LX, 4.0HP, 2SPD, 230V, 4.4A/12A, 56WUA400-II, 2"
10-56WUA400A	Pump, LX, 4.0HP, 2 SPD, 230V, 4.4A/12A, 56WUA400A-II, 2.5"
10-56WUA500A	Pump, LX, 5.0HP, 2 SPD, 230V, 5.0A/15A, 56WUA500A-II, 2.5"

**Jet Pumps 48 & 56 Frame - No Foot Bracket**

10-48WUA151-NF2	Pump, LX, 1.5HP, 2SPD, 115V, 2.6A/8.0A, 48WUA1501C-II, 2", No Foot Bracket
10-48WUA202NF-2	Pump, LX, 2.0HP, 2SPD, 230V, 3.0A/10A, 48WUA2002C-II, 2", No Foot Bracket
10-56WUA400-NF2	Pump, LX, 4.0HP, 2 SPD, 230V, 4.4A/12A, 56WUA400-II, 2", No Foot Bracket

**Self Priming Spa Pumps 56 Frame**

11-56SFP200	Pump, LX, 56SFP, 2.0HP, 2SPD, 230V, 2.3A/6.6A, 56SFP200-II, W/Basket, 2"
11-56SFP250	Pump, LX, 56SFP, 2.5HP, 2SPD, 230V, 3.0A/8.0A, 56SFP250-II, W/Basket, 2"
11-56SFP300	Pump, LX, 56SFP, 3.0HP, 2SPD, 230V, 3.5A/10A, 56SFP300-II, W/Basket, 2"
11-56SFP350	Pump, LX, 56SFP, 3.5HP, 2SPD, 230V, 3.5A/11A, 56SFP350-II, W/Basket, 2"
11-48SUP1002	Pump, LX, 48SUP, 1.0HP, 2SPD, 230V, 2.0A/5.2A, 48SUP1002C-II, W/Basket, 2"
11-48SUP1502	Pump, LX, 48SUP, 1.5HP, 2SPD, 230V, 2.6A/8.0A, 48SUP1502C-II, W/Basket, 2"
11-48SUP2002	Pump, LX, 48SUP, 2.0HP, 2SPD, 230V, 3.0A/10A, 48SUP2002C-II, W/Basket, 2"
11-56SWP200	Pump, LX, 56SWP, 2.0HP, 2SPD, 230V, 3.0A/8.0A, 56SWP200-II, W/Basket, 2"
11-56SWP300	Pump, LX, 56SWP, 3.0HP, 2SPD, 230V, 3.5A/10A, 56SWP300-II, W/Basket, 2"
11-56SWP400	Pump, LX, 56SWP, 4.0HP, 2SPD, 230V, 4.4A/12A, 56SWP400-II, W/Basket, 2"
11-56SWP500	Pump, LX, 56SWP, 5.0HP, 2SPD, 230V, 5.0A/15A, 56SWP500-II, W/Basket, 2"

**Circulation Pumps**

10-WE14-240V	Pump, LX, WE14, 1.0A, 240V, 60Hz, 1 1/2" Threaded
10-WE14-120V	Pump, LX, WE14, 2.0A, 120V, 60Hz, 1 1/2" Threaded
10-WE10-240V	Pump, LX, WE10, 1.0A, 240V, 60Hz, 3/4" Barbed
10-WE10-120V	Pump, LX, WE10, 2.0A, 120V, 60Hz, 3/4" Barbed
10-48WTC0153	Pump, LX, CIRC, 1/15HP, 1SPD, 115/230V, 1.6A/0.7A, 48WTC0153C-1, 1.5"
10-48WTC50M-3	Pump, LX, CIRC, 1/15HP, 1SPD, 230V, 1.0A, WTC50M 1.5"

**LX Pump Parts**

10-0140	Wet End, LX, 48FR, No Impeller, w/Pump Seal	15-0053LX	Pump Impeller, LX 48FR 2.0HP Impeller
10-0141	Wet End, LX, 56FR, No Impeller, w/Pump Seal	15-0060LX	Pump Impeller, LX 56FR 3.0HP Impeller
15-0036LX	Drain plug w/oring, LX Pumps	15-0064LX	Pump Impeller, LX 56FR 4.0HP Impeller
15-0050LX	Pump Impeller, LX Circ pump (48WTC0153)	15-0066A	Pump Wear Ring, 48FR LX Pump
15-0051LX	Pump Impeller, LX 48FR 1.0HP Impeller	15-0066B	Pump Wear Ring, 56FR LX Pump
15-0052LX	Pump Impeller, LX 48FR 1.5HP Impeller	15-0069LX	Pump Impeller, LX 56FR 3.5HP Impeller



**PART# DESCRIPTION**

**Spa Pumps**

10-4154213	Pump, BWG, Jacuzzi, 48F, 115V, 2HP, 2Spd, 13.6/3.6A, 2", Bracketless
10-4234210	Pump, BWG, Jacuzzi, 48F, 240V, 2.5HP, 1Spd, 10A, 2", Bracketless
10-4234211	Pump, BWG, Jacuzzi, 48F, 240V, 2.5-3HP, 2Spd, 11/3.3A, 2", Bracketless
10-4239110	Pump, BWG, Dura Jet, 48F, 115V, 1HP, 2Spd, 10.4/3.6A, 2"
10-4239113	Pump, BWG, Dura Jet, 48F, 115V, 2HP, 2Spd, 13/3.7A, 2"
10-4239207	Replaced by 10-4239208
10-4239208	Pump, BWG, Dura Jet, 48F, 230V, 2HP, 2Spd, 8.5/3A, 2"
10-4239210	Replaced by 10-4239208
10-5235208	Pump, BWG, Ultimax, 56F, 230V, 2.5HP, 2Spd, 10.7/3A, 2"
10-5235210	Pump, BWG, Ultimax, 56F, 230V, 3HP, 2Spd, 10/3.5A, 2"
10-5235212	Pump, BWG, Ultimax, 56F, 230V, 4HP, 2Spd, 12/3.5A, 2"
10-5235216	Pump, BWG, Ultimax, 56F, 230V, 5HP, 2Spd, 16.4/4.8A, 2"
10-7154213	Pump, BWG, Power Wow, 230V, 3HP, 6A, 2"


**Circulation Pumps**

10-6154106	Pump, BWG, Circulation, Wow, 230V, 1/15HP, 0.6A, 1.5"
10-6154113	Pump, BWG, Circulation, Wow, 115V, 1/15HP, 1.3A, 1.5"
10-6154116	Pump, BWG, Circulation, Olympian, 115V, 1/12HP, 1.6A, 1.5"



**Bath Pumps, Full Drain (1.5" Suction / 1.5" Discharge)**

10-1050031	Pump, BWG, Full Drain 120V, 1SPD, 5.5A
10-1050032	Pump, BWG, Full Drain 120V, 1SPD, 7.5A
10-1051057	Pump, BWG, Full Drain 120V, 1SPD, 9A
10-1074002	Pump, BWG, Full Drain 120V, 1SPD, 13A



### Wet End Features:

- Viton Seal
- Individually Boxed
- Assembly Instructions Included
- Union O-Rings Provided



### Ultima

HQ PT#	BWG PT#	HP	SIZE	DISCHARGE	FRAME	MIN AMPERAGE*	
						120V	240V
10-0162-HQ	1215156	.75	1.5"S x 1.5"D	SIDE	48Y	9+	N/A
1215158	1215158	.75	1.5"S x 1.5"D	CENTER	48Y	9+	N/A
1215116	1215116	1.0	1.5"S x 1.5"D	SIDE	48Y	10.3+	N/A
10-0165-HQ	1215009/1215117	1.0	2"S x 2"D	SIDE	48Y	10.3+	N/A
1215119	1215119	1.0	1.5"S x 1.5"D	CENTER	48Y	10.3+	N/A
1215120	1215120	1.5	1.5"S x 1.5"D	SIDE	48Y	13.6+	7+
1215123	1215123	1.5	2"S x 2"D	SIDE	48Y	13.6+	7+
1215128	1215128	1.5	1.5"S x 1.5"D	CENTER	48Y	13.6+	7+
1215129	1215129	2.0	1.5"S x 1.5"D	SIDE	48Y	N/A	8.0+
10-0171-HQ	N/A	1.5	2"S x 2"D	CENTER	48Y	13.6+	7+
10-0172-HQ	1215132	2.0	2"S x 2"D	SIDE	48Y	N/A	8.0+
10-0173-HQ	1215131	2.0	2"S x 1.5"D	SIDE	48Y	N/A	8.0+
10-0174-HQ	N/A	2.0	2"S x 1.5"D	CENTER	48Y	N/A	8.0+
10-0175-HQ	N/A	2.0	2"S x 2"D	CENTER	48Y	N/A	8.0+
1215135	1215135	2.0	1.5"S x 1.5"D	CENTER	48Y	N/A	8.0+

### Ultima Plus

HQ PT#	BWG PT#	HP	SIZE	DISCHARGE	FRAME	MIN AMPERAGE*	
						120V	240V
10-0152-HQ	1215161	2.0	2"S x 2"D	SIDE	48Y	13.6+	7+
10-0153-HQ	1215145	3.0	2"S x 2"D	SIDE	48Y	N/A	8+

### Ultimax

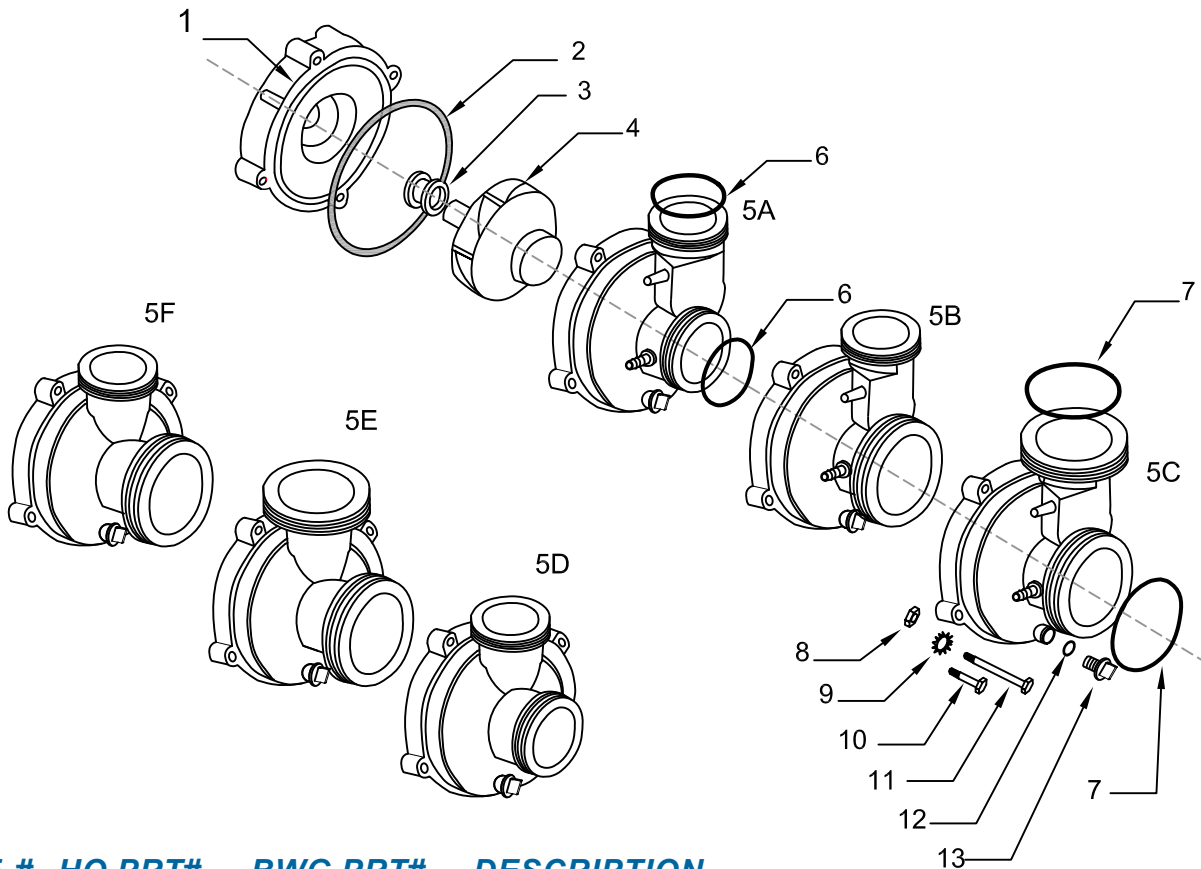
HQ PT#	BWG PT#	HP	SIZE	DISCHARGE	FRAME	MIN AMPERAGE*	
						120V	240V
1215021	1215021	1.5	2"S x 2"D	SIDE	15Y	N/A	6.7+
1215010	1215010	1.5	2"S x 2"D	SIDE	48Y/56Y	N/A	6.7+
1215185	1215185	2.0	2"S x 2"D	SIDE	48Y/56Y	N/A	8.8+
10-0185-HQ	N/A	2.5	2"S x 2"D	SIDE	48Y/56Y	N/A	10+
1215186	1215186	3.0	2"S x 2"D	SIDE	48Y/56Y	N/A	12+
10-0187-HQ	1215036/1215062	3.0	2.5"S x 2"D	SIDE	48Y/56Y	N/A	12+
1215007	1215007	4.0	2"S x 2"D	SIDE	48Y/56Y	N/A	16+
1215045	1215045	4.0	2.5"S x 2"D	SIDE	48Y/56Y	N/A	16+

### Dura Jet

HQ PT#	BWG PT#	HP	SIZE	DISCHARGE	FRAME	MIN AMPERAGE*	
						120V	240V
10-0190-HQ	1215022	1.0	2"S x 2"D	SIDE	48Y/56Y	10.3+	5.5+
10-0192-HQ	1215023	1.5	2"S x 2"D	SIDE	48Y/56Y	13.6+	7+
1215014	1215014	2.0	2"S x 2"D	SIDE	48Y/56Y	N/A	8+
1215033	1215033	2.5	2"S x 2"D	SIDE	48Y/56Y	N/A	10+
10-0197-HQ	1215015	3.0	2"S x 2"D	SIDE	48Y/56Y	N/A	12+

S = Suction D = Discharge

\*MIN AMPERAGE: Some wet ends require the motor to have a minimum amperage rating. This is to avoid overheating the motor. The amperage rating of the motor can be read from the label on the motor showing amp draw for both low and high speed in the case of a two speed motor.



**REF. # HQ PRT# BWG PRT# DESCRIPTION**

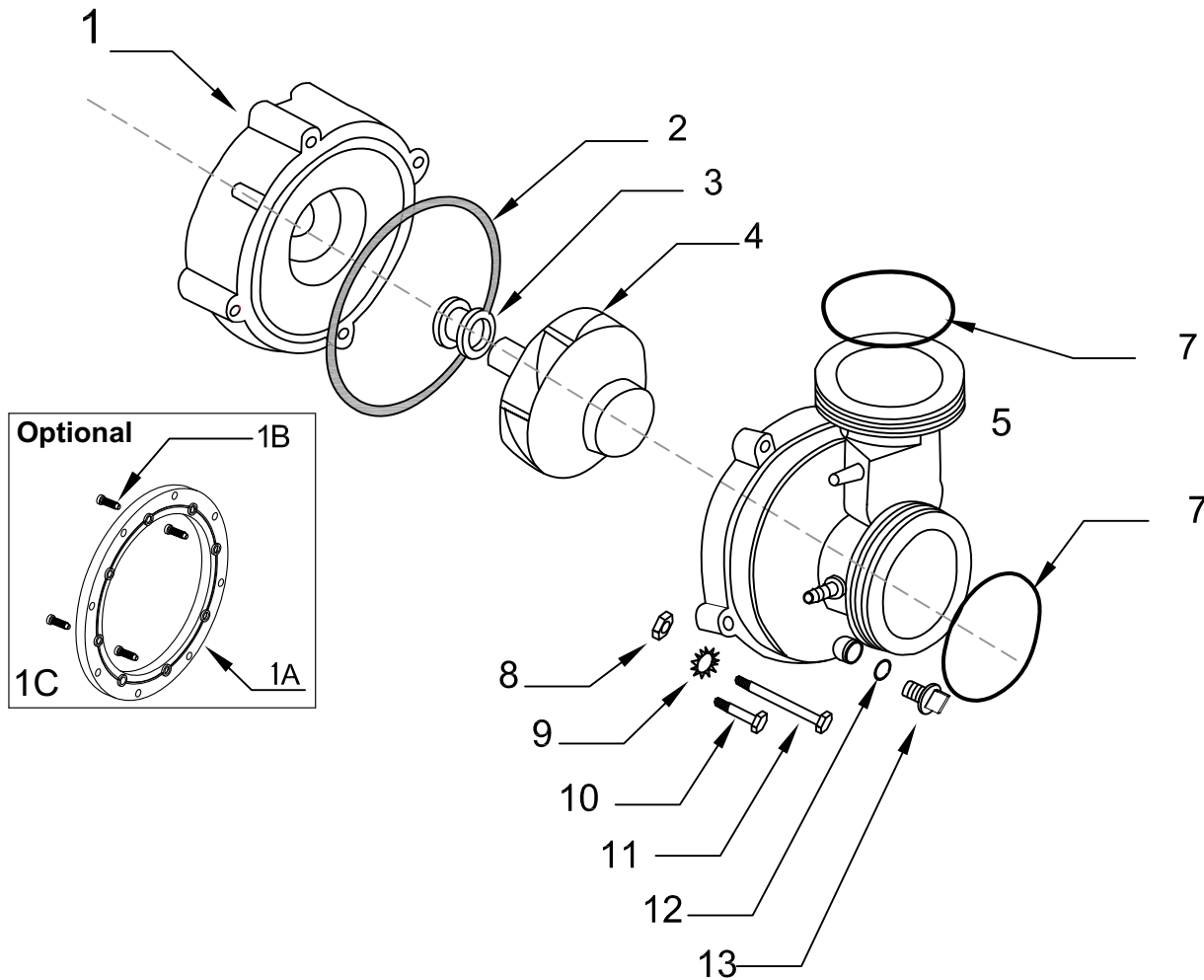
REF. #	HQ PRT#	BWG PRT#	DESCRIPTION
1	15-0045A	1211008	Pump, Seal Plate
2	60-0010-K	6020022	O-Ring, Pump Volute, Ultima
3	10-PS3868	N/A	Pump, Viton Seal Assy
4A	15-0059	1212120	Pump, Impeller 230V H/F Circ.
4C	15-0050	1212203	Pump, Impeller 3/4HP Ultima
4D	15-0051	1212205	Pump, Impeller 1.0HP Ultima
4E	15-0052	1212215	Pump, Impeller 1.5HP Ultima
4H	15-0053-K	1212218	Pump, Impeller 2.0HP Ultima
5A	15-0046	1210017	Pump, Volute 1.5"X1.5" Side
5B	15-0055	1210015	Pump, Volute 1.5"X2" Side
5C	15-0057	1210014	Pump, Volute 2"X2" Side
5D	15-0049	1210016	Pump, Volute 1.5"X1.5" Center
5E	15-0058	1210013	Pump, Volute 2"X2" Center
5F	15-0056	N/A	Pump, Volute 1.5"X2" Center
6	60-0005	N/A	O-Ring, 1.5" Pump Union
7	60-0011	N/A	O-Ring, 2" Pump Union
8	01-0005	N/A	Nut, 1/4-20 Hex Zinc
9	03-0017	N/A	Washer, 1/4" Star Zinc
10	02-0100	N/A	Bolt, 1/4-20 X 1.5", Zinc
11	02-0101	N/A	Bolt, 1/4-20 X 2.75", Zinc
12	60-0010C	0-112B70	O-Ring, Drain Plug
13	15-0036A	1214138	Plug, Pump Volute

**Ultima Wet End Assemblies**

Part #	Description
10-0162-HQ	0.75HP, 1.5"X1.5" Side
10-0163-HQ	0.75HP, 1.5"X1.5" Center
10-0164-HQ	1.0HP, 1.5"X1.5" Side
10-0165-HQ	1.0HP, 2"X2" Side
10-0166-HQ	1.0HP, 1.5"X1.5" Center
10-0167-HQ	1.5HP, 1.5"X1.5" Side
10-0168-HQ	1.5HP, 2"X2" Side
10-0169-HQ	1.5HP, 1.5"X1.5" Center
10-0170-HQ	2HP, 1.5"X1.5" Side
10-0171-HQ	1.5HP, 2"X2" Center
10-0172-HQ	2HP, 2"X2" Side
10-0173-HQ	2HP, 1.5"X2" Side
10-0174-HQ	2HP, 1.5"X2" Center
10-0175-HQ	2HP, 2"X2" Center
10-0176-HQ	2HP, 1.5"X1.5" Center

Please refer to page 8.30 for a complete list of Wet Ends



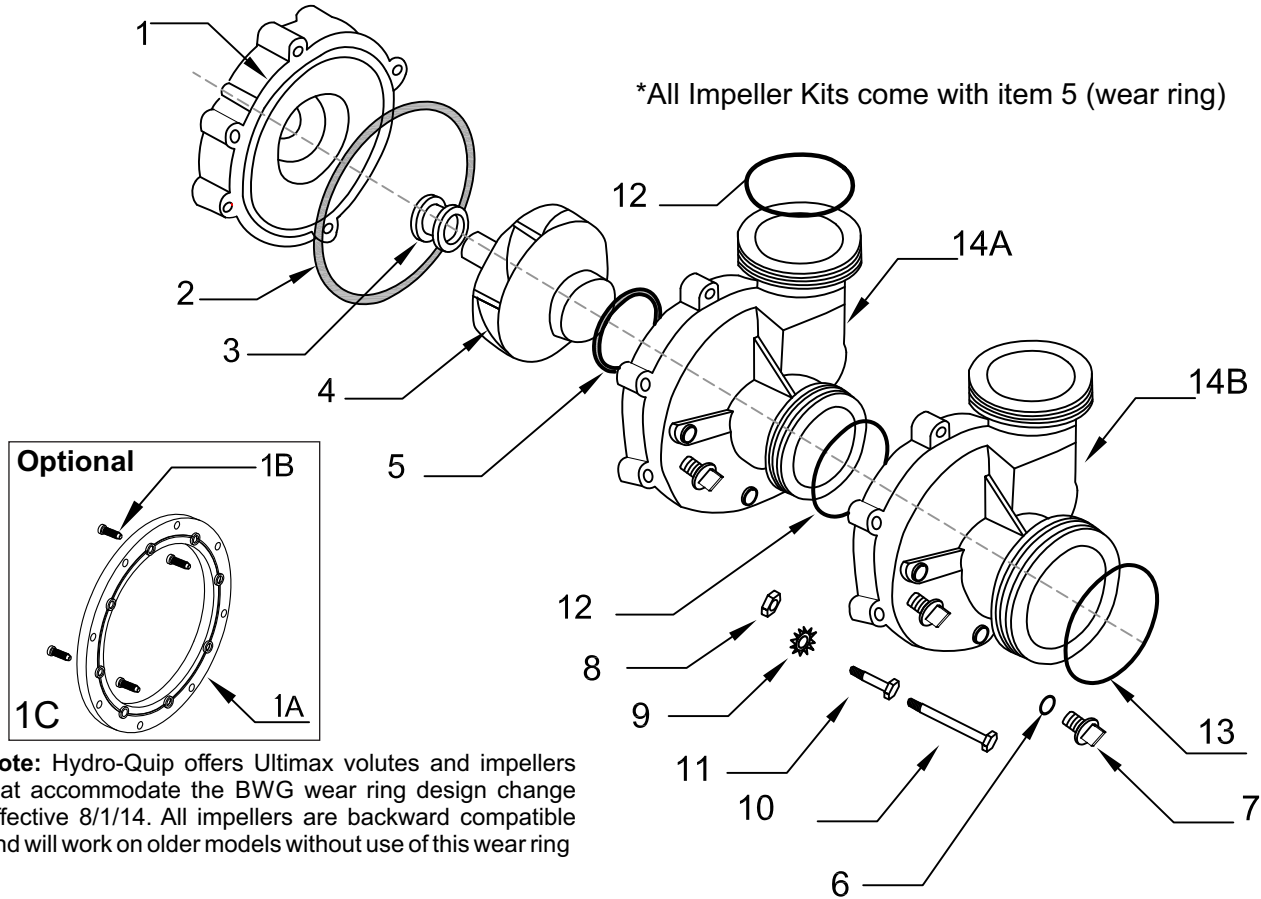


REF. #	HQ PRT#	BWG PRT#	DESCRIPTION
1	15-0061A	1211009	Pump, Seal Plate No Seal, Ultima Plus
1A	15-0089	1217179	Bracket, Pump GE MTR, 48/56F (not included)
1B	02-0053A	N/A	Machine Screw, 8-32 x 3/8", Stainless Steel
1C	48-0202-K	N/A	BWG Pump Bracket w/hardware, Kit
2	60-0010-K	6020022	O-Ring, Pump Volute
3	10-PS3868	N/A	Pump, Viton Seal Assy
4A	15-0052C	1212185	Pump, Impeller 1.5HP Ultima Plus
4D	15-0053C	1212225	Pump, Impeller 2.0HP Ultima Plus
4E	15-0060C-K	1212221	Pump, Impeller 3.0HP Ultima Plus
5	15-0062	1210036	Pump, Volute 2"X2" Side Ultima Plus
7	60-0011	N/A	O-Ring, 2" Pump Union
8	01-0005	N/A	Nut, 1/4-20 Hex Zinc
9	03-0017	N/A	Washer, 1/4" Star Zinc
10	02-0100	N/A	Bolt, 1/4-20 X 1.50", Zinc
11	02-0101	N/A	Bolt, 1/4-20 X 2.75", Zinc
12	60-0010C	0-112B70	O-Ring, Drain Plug
13	15-0036A	1214138	Plug, Pump Volute

**Ultima Plus Wet End Assemblies**

Part #	Description
10-0152-HQ	2.0HP, 2"X2" Side
10-0153-HQ	3.0HP, 2"X2" Side

Please refer to page 8.30 for a complete list of Wet Ends



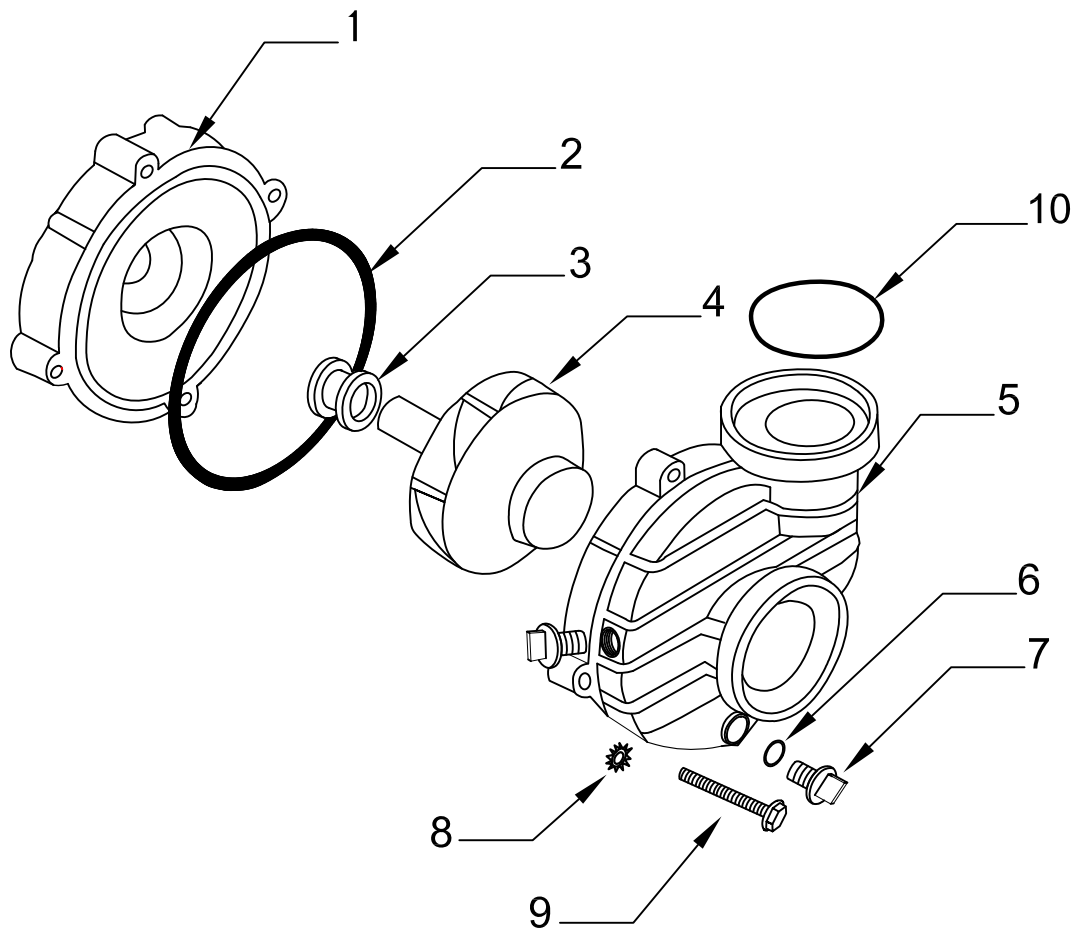
**Note:** Hydro-Quip offers Ultimax volutes and impellers that accommodate the BWG wear ring design change effective 8/1/14. All impellers are backward compatible and will work on older models without use of this wear ring

REF. #	HQ PRT#	BWG PRT#	DESCRIPTION
1	15-0067	1211027	Pump, Back Seal Plate Ultimax
1A	15-0089	1217179	Bracket, Pump GE MTR, 48/56F (not included)
1B	02-0053A	N/A	Machine Screw, 8-32 x 3/8", Stainless Steel
1C	48-0202-K	N/A	BWG Pump Bracket w/hardware, Kit
2	60-0010A-K	0-163E70	O-Ring, Pump Volute Ultimax
3	10-PS3868	N/A	Pump, Viton Seal
4A*	15-0052B1-K	1212227/1212350	Pump, Impeller 1.0HP Ultimax, Power Wow
4B*	15-0052B-K	1212223/1212243	Pump, Impeller 1.5HP Ultimax
4C*	15-0053B-K	1212230/1212354	Pump, Impeller 2.0HP Ultimax
4D*	15-0054B-K	1212355	Pump, Impeller 2.5HP Ultimax
4E*	15-0060B-K	1212234/1212235/ 1212360	Pump, Impeller 3.0HP Ultimax
4F*	15-0064B-K	1212008/1212375	Pump, Impeller 4.0HP Ultimax
5	15-0066	1213050	Pump, Wear Ring Ultimax
6	60-0010C	0-112B70	Pump, O'Ring Drain Plug
7	15-0036A	1214138/1214140	Pump, Plug Volute Ultimax
8	01-0005	N/A	Nut, 1/4-20 Hex, Zinc
9	03-0017	N/A	Washer, 1/4" Star Zinc
10	02-0101	N/A	Bolt, 1/4-20 -2.75", Zinc
11	02-0100	N/A	Bolt, 1/4-20 -1.5", Zinc
12	60-0011	N/A	O-Ring, 2" Pump Union
13	60-0011A	0-234B70	O-Ring, 2.5" Pump Union
14A	15-0068	1210050	Pump, Volute 2"X2" Suction
14B	15-0068A	1210051	Pump, Volute 2"X2.5" Suction

**Ultimax Plus Wet End Assemblies**

Part #	Description
10-0181-HQ	1.5HP, 2"X2" Side, Power Wow
10-0182-HQ	1.5HP, 2"X2" Side
10-0183-HQ	2.0HP, 2"X2" Side
10-0185-HQ	2.5HP, 2"X2" Side
10-0186-HQ	3.0HP, 2"X2" Side
10-0187-HQ	3.0HP, 2"X2.5" Side
10-0188-HQ	4.0HP, 2"X2" Side
10-0189-HQ	4.0HP, 2"X2.5" Side

Please refer to page 8.30 for a complete list of Wet Ends



REF. #	HQ PRT#	BWG PRT#	DESCRIPTION
1	15-0044A	17400-0003	Pump Seal Plate With Nuts
2	60-0010B-K	6020026	O-Ring, Volute DJ
3	10-PS3868	N/A	Pump, Viton Seal Assy
4A	15-0051A	17400-0120	Pump Impeller 1.0 HP
4C	15-0052A	17400-0121	Pump Impeller 1.5 HP
4E	15-0053A	17400-0122	Pump Impeller 2.0 HP
4F	15-0054A	17400-0123	Pump Impeller 2.5 HP
4G	15-0060A-K	17400-0135	Pump Impeller 3.0 HP
5	15-0043	17400-0108	Pump, Volute 2"x2" Side
6	60-0010C	0-112B70	O-Ring, Drain Plug
7	15-0036A	1214138	Plug, Pump Volute
8	03-0017	N/A	Washer 1/4" Star Zinc
9	02-0100	N/A	Bolt, 1/4-20 -1.5 Hex Head, Zinc
10	60-0011	N/A	O-Ring 2" Pump Union

### Dura Jet Wet End Assemblies

Part #	Description
10-0190-HQ	1.0HP, 2"x2" Side
10-0192-HQ	1.5HP, 2"x2" Side
10-0194-HQ	2.0HP, 2"x2" Side
10-0196-HQ	2.5HP, 2"x2" Side
10-0197-HQ	3.0HP, 2"x2" Side

Please refer to page 8.30 for a complete list of Wet Ends



**PART NUMBER      DESCRIPTION**

12-0100-K	Heater Element, 5.5kW, 240V, 10" Incoloy
12-0100D-K	Heater Element, 5.5kW, 240V, 7" Incoloy
12-0100F-K	Heater Element, 5.5kW, 240V, 10" Titanium
12-0110G-K	Heater Element, 5.5kW, 240V, 7" Titanium
15-0033**	Base, 9X9, PBS/BES55-11
15-0033B**	Base, 9X9, BES 55/11
15-0037D**	Base, 14.5"X15", BES, 6000
26-0071-BAP***	Heater Assy, BCS/BES6000, 2.25", 5.5kW, Baptismal
26-0071-BAP-FA	Heater Assy, BCS/BES6000, 2.25", 5.5kW, Baptismal
42-0004-K	Drain, Suction/Return, 1.5"
42-0004A-K	Drain, Floor, 2" w/PVC Grid
42-0005-K	Pump Union, 1.5", w/O-Ring
42-0017-K	Tailpiece, 2" Htr X 2" Spig
42-0074-K	Wall Fitting, Slot, Auto-Fill
42-0074A-K	Wall Fitting, Drain, WL/OF
48-0001B	Header Assy for BES-6000/6005, 1.5" x 2", w/Gasket
48-0010C	Header Assy for PBES, w/Gasket
48-0029A	Header Assy for BES-6005, 11kW, heater to heater, Bap/Slide, w/Gasket
48-0072-K	Tailpiece w/Female Hose, 1.5", w/Gasket
48-0072A-K	Tailpiece w/ Male Hose, 1.5", w/Gasket
48-0072B-K	Tailpiece w/Female Hose, 2", w/Gasket
48-0072C-K	Tailpiece w/ Male Hose, 2", w/Gasket
48-0088	Header Assy for BES-6000, 5.5kW, pump to heater, 1.5" x 2", w/Gasket & O-Ring
48-0088A	Header Assy for BES-6005, 11kW, pump to heater, 1.5" x 2", w/Gasket & O-Ring
48-0146-K	Booster Heater Kit, 5.5kW
48-P250-PBES-LO	Htr Assy, 1.9", PBES, 2.0W, PSI (Not Shown)
48-P250-PBES-UP	Htr Assy, 1.9", PBES, 2.0W, PSI (Not Shown)
60-0015*	Gasket, 2" Ridged
60-0017*	Gasket, 1.5" Ridged
60-0020*	Gasket, 3" Ridged
80-0132D-BES	Label, TDI, HQ BES, 3 BTN

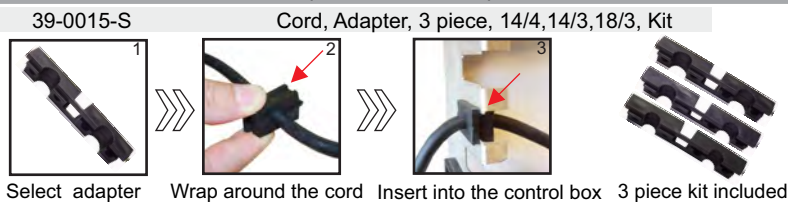
\*\*\*Systems built before 2014



### PART NUMBER      DESCRIPTION

34-0002-K	Air Switch 125/250V, 25, SPDT
34-0012-K	High Limit, 250V, 30A, 5/16 Bulb, 24" Cap
34-0030-K	Thermostat, 250V, 30A, 5/16 Bulb, 24" Cap
34-0035-K	Timer, 7 Day, 120V, 60HZ, 21A, STD, w/Override Switch
34-0155-K	Pressure Switch, 120V, 5A, 1/8" Thread, For Baptismal Water Level
34-0178-K	Pressure Switch, 120V, 1A, 1/8" Thread, 1.50PSI (adjustable)
35-0003-K	Relay, SPDT, 15A, 240V, T-91
35-0012-K	Contact, DPST, 120V, 30/40A
35-0014-K	Contact, DPST, 120V, 50A
35-0028-K	Contact, DPST, 240V, 40/50A
35-0037-K	Relay, DPST, 30A, 240V, T-92
36-0004A-K	Air Transmitter, White, #15, 1 1/4" Hole Size
36-0006A	Air Transmitter, Chrome, #15, 1 1/4" Hole Size
42-0007B-K	Snap Nut, 2.0", Black
42-2333B-K	Nut, 3", Uni-Nut and Retainer
48-0154	HC GFCI Removal Kit; 2 wire nuts, 2 hole plugs & wiring instructions
64-0001B	Tubing, 1/4" OD X 1/8" ID, Clear
40-0008*	Valve, Ball 1 1/2", PVC
40-0009*	Valve, Ball 2", PVC
40-0010*	Valve, Ball 3/4" SxS, PVC
64-0012	Tubing, Long Distance, 1/8" OD X 1/16" ID, Clear
64-0017	Garden Hose, 15'
993-0262A-A48-S	Pump, Full Drain, 1/2HP, 1SPD, 120V, 3' Amp Cord
993-0262A-L48-S	Pump, Full Drain, 1/2HP, 1SPD, 120V, 48" Molded Cord
993-0380-A6-S	Pump, 115V, 1SPD, Amp Pigtail Cord
993-0380A-A6-S	Pump, 230V, 1SPD, Amp Pigtail Cord
10-0178-S	Pump, Submersible, 1/6HP, 120V
80-0132D-BES	Label, TDI, HQ BES, 3 BTN

CORD PART NO.	DESCRIPTION	WIRE GAUGE	COLOR
30-0180-48-K	Cord, Ozone, Molded, 48"	18/3	 YELLOW
30-0180-96	Cord, Ozone, Molded, 96"	18/3	
30-1180-L6	Adapter Cord, 6", Yel, Ozone Amp to Molded	18/3	
30-1180-L48	Cord, Yel, Ozone Amp to Molded, Univ	18/3	
30-1180-L96	Cord, Yel, Ozone Amp to Molded, Univ	18/3	
09-0018C-A	Receptacle, Ozone, Molded/Colored	18/3	
30-0190-48	Cord, Switched ACC., Molded, 48"	18/3	 LT. VIOLET
30-0190-96	Cord, Switched ACC., Molded, 96"	18/3	
30-0190-30	Cord, Slide, Heater Control (PSI), Molded, 30"	18/3	
30-0190-60VH	Cord, VH, Heater Control (PSI), Molded, 60"	18/3	
09-0019C-A	Receptacle, Switched ACC.,Molded/Colored	18/3	
30-0200-48-K	Cord, Blower, Molded, 48"	18/3	 VIOLET
30-0200-96	Cord, Blower, Molded, 96"	18/3	
30-1200-L6	Adapter Cord, 6", Vio, Blwr Amp to Molded	18/3	
30-1200-L48	Cord, Vio, Blwr Amp to Molded, Univ	18/3	
30-1200-L96-K	Cord, Vio, Blwr Amp to Molded, Univ	18/3	
09-0020C-A	Receptacle, Blower, Molded/Colored	18/3	
30-0210-48-S	Cord, Circ. Pump, Molded, 48"	18/3	 BLUE
30-0210-96-K	Cord, Circ. Pump, Molded, 96"	18/3	
30-1210-L6	Adapter Cord, 6", BL, Circ Amp to Molded	18/3	
30-1210-L48	Cord, BL, Circ Amp to Molded, Univ	18/3	
30-1210-L96	Cord, BL, Circ Amp to Molded, Univ	18/3	
09-0021C-A	Receptacle, Circ, Pump, Molded/colored	18/3	
30-0220-48-K	Cord, Pump 1, 2-Speed, Molded, 48"	14/4	 RED
30-0220-96-K	Cord, Pump 1, 2-Speed, Molded, 96"	14/4	
30-1220-L6	Adapter Cord, 6", Red, P1, 2 Speed Amp to Molded	14/4	
30-1220-L48	Cord, Red, P1, 2 Molded, Univ	14/4	
30-1220A-L48	Cord, Red, P1, 2 Molded, Reversed	14/4	
30-1220-L96	Cord, Red, P1, 2 Molded, Univ	14/4	
09-0022C-A	Receptacle, Pump 1, 2 Speed, Molded/Colored	14/4	
30-0230-48-K	Cord, Pump 2, 2-Speed, Molded, 48"	14/4	 BROWN
30-0230-96-K	Cord, Pump 2, 2-Speed, Molded, 96"	14/4	
30-1230-L6	Adapter Cord, 6", Brown, P2, 2 Speed Amp to Molded	14/4	
30-1230-L48	Cord, Brown, P2, 2 Molded, Univ	14/4	
30-1230-L96	Cord, Brown, P2, 2 Molded, Univ	14/4	
09-0023C	Receptacle, Pump 2, 2 Speed, Molded/Colored	14/4	
30-0240-48-K	Cord, Pump, 1-Speed, Molded, 48"	14/3	 PINK
30-0240-96-K	Cord, Pump, 1-Speed, Molded, 96"	14/3	
30-1240-L6	Adapter Cord, 6", Pink, P2, 1 Speed Amp to Molded	14/3	
30-1240-L48	Cord, Pink, P2, 1 Molded, Univ	14/3	
30-1240-L96	Cord, Pink, P2, 1 Molded, Univ	14/3	
09-0024C-A	Receptacle, Pump 2, 1 Speed, Molded/Colored	14/3	
30-0250-48C-K	Cord, Gas, Molded/Colored, 48"	18/2	 WHITE
30-0250-96C	Cord, Gas, Molded/Colored, 96"	18/2	
09-0025C	Receptacle, Gas, Molded/Colored	18/2	
30-0260-48	Cord, Fiber Optic, Molded, 48"	18/4	 ORANGE
30-0260-96	Cord, Fiber Optic, Molded, 96"	18/4	
30-0260-L48	Cord, Fiber Optic, Molded, 48", Univ	18/4	
30-0260-L48UST	Cord, Fiber Optic, Molded, 48", UST01	18/4	
30-0260-L96	Cord, Fiber Optic, Molded, 96", Univ	18/4	
30-0260-L96A	Cord, Fiber Optic, Molded, 96", MxM	18/4	
09-0026C	Receptacle, Fiber Optic, Molded/Colored	18/4	
30-0270-48C-K	Cord, Hot ACC., Molded/Colored, 48"	18/3	 GREEN
30-0270-96C	Cord, Hot ACC., Molded/Colored, 96"	18/3	
30-1270-C6	Adapter Cord, 6", Green, ACC Amp to Molded	18/3	
09-0027C-A	Receptacle, Hot ACC., Molded/Colored	18/3	
30-0100A-30-K	Cord, Slide, Heater Power, Molded, 30"	12/3	 BLACK
30-0100A-60-K	Cord, VH, Heater Power, Molded, 60"	12/3	
09-0041A	Receptacle, VH, Molded/Colored	12/3	
30-0318-48	Cord, Univ, Amp Pins w/3&4 Pin Plugs, 48"	18/3	 UNIVERSAL
30-0318-96	Cord, Univ, Amp Pins w/3&4 Pin Plugs, 96"		
30-0324-72	Cord, Univ, Amp Pins w/3&4 Pin Plugs, 72"	14/3	
30-0324-96	Cord, Univ, Amp Pins w/3&4 Pin Plugs, 96"	14/3	
30-0326-72	Cord, Univ, Amp Pins w/4 Pin Plug, 72"	14/4	
30-0326-96	Cord, Univ, Amp Pins w/4 Pin Plug, 96"	14/4	
30-0016-K	Adapter, XM/XE to Amp, 120V		
30-0016A-K	Adapter, XM/XE to Amp, 240V		



39-0035 Strain Relief, 12/3 Cable



39-0036 Strain Relief, 10/3 Cable




PART NUMBER	DESCRIPTION
37-0029-SM	Light Kit, 120V, W/Wall Fitting
37-0031-SM	Light Kit, 120V, L/Wall Fitting
25-0002-K	Light, Rear Access and Wall Fitting, no Bulb
37-0001-K	Light Lead, 2-Pin, 8'
25-21095-HQ-K	Light Assembly with Light Lead 8', Bulb & Reflector, Includes 25-0002-K
37-0014-K	Light Bulb, 12 Watt
37-0014-L-K	Light Bulb, LED 1.4W 10S Series



\*\*Balboa heater to board connecting wires

PART NUMBER	DESCRIPTION
30-0103	Balboa BP Splitter, Replaces PT# 30893
30-01395-K	Plug adapters for Double Barrel Htr, Temp & HL Sensor for use in IQ2000(1995-2002)
41-0010	Heater Current Collector
48-0021	Control Riser Kit, 1" Spacers and Screws helps elevate the control box.
48-0041-K	Turn-Around, Double Barrel Heater Manifold Kit
48-0041A-K	Gasket Kit for Double Barrel Heater
48-0041B-K	Barb, 3/4" Kit for Double Barrel Heater
48-0154	HC GFCI Removal Kit; 2 wire nuts, 2 hole plugs & wiring instructions
60-0008	Gasket, 1/2", Heater, Current Collector, Brett
60-0022-K	O-ring, Heater Bulkhead, 10 Pack - Also sold bundles of 100, 500, 1000 pcs.
48-0023	Heater Wire Kit, #10 x 4" Pair; replaces Balboa copper jumper straps, heater to board
48-0023A	Heater Wire Kit, #10 x 8" Pair; replaces Balboa copper jumper straps, heater to board
48-0023B	Heater Connection Kit, #10 x 4" x BP; connects BP board to heater terminals
48-0023C	Heater Connection Kit, #10 x 12" x BP; connects BP board to heater terminals
48-0023E	Heater Connection Kit, #10 x 16" x BP; connects BP board to heater terminals
48-0023S	Heater Wire Kit, #10 x 4" Pair; with Hardware
48-0023XL	Heater Connection Kit, #10 x 16" Pair, Cal XL, connects heater terminals to board
15-0034	Base, 18"X26"X2", 8000 Outdoor Series (not shown)
15-0037A	Base, 14.5"X15", ES Air and Gecko Series (not shown)
15-0037B	Base, 14.5"X15", ES Balboa Series (not shown)



# Heater Assemblies



# HEATERS AND ELEMENTS

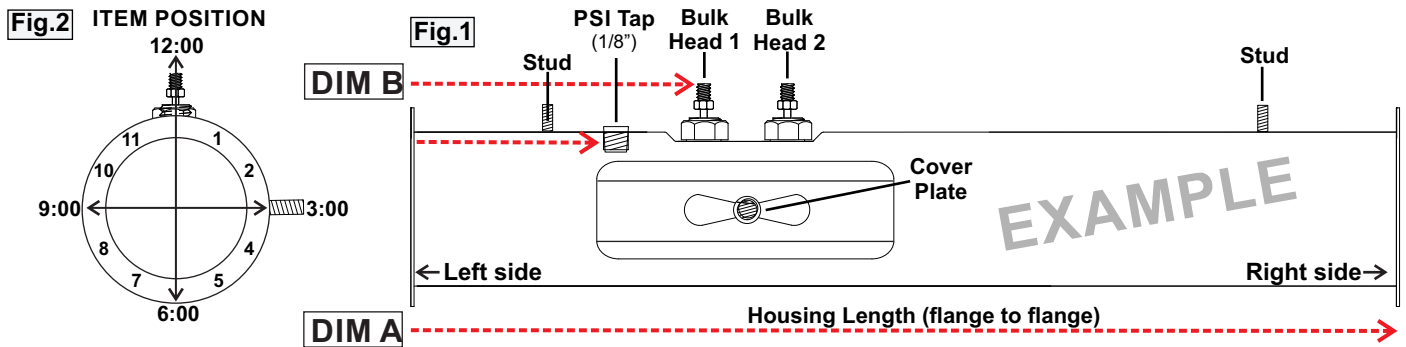
	<b>PAGE</b>
<b>Universal Rite-Fit Heater Guide</b>	<b>82</b>
<b>Universal Rite-Fit Heater Series</b>	<b>83</b>
<b>Universal Lo-Flo Vertical Heater Series &amp; Accessories</b>	<b>84-85</b>
<b>Double Barrel Lo-Flo Heater Replacement for Watkins</b>	<b>86</b>
<b>Water Pro Smart Heater Plus &amp; Accessories</b>	<b>87</b>
<b>Lo-Flo Heater Replacements</b>	<b>88-89</b>
<b>Flo-Thru Heater Replacements</b>	<b>90-96</b>
<b>Balboa OEM Heater Replacements</b>	<b>97</b>
<b>Vertical Lo-Flo Heaters &amp; Replacements</b>	<b>98-100</b>
<b>HQ Heater Replacements</b>	<b>101-106</b>
<b>Heater Element Replacements</b>	<b>107-108</b>
<b>HEATER ASSEMBLY CROSS REFERENCE GUIDE</b>	<b>109-128</b>

If the Cross Reference Guide does not have the correct heater assembly your looking for, we offer our Universal Rite-Fit Heater assemblies in various configurations. By simply taking measurements of the heater your replacing and using our guidelines below, you can find the correct Universal Rite-Fit Heater to use as a replacement.

## Heater Assembly Measurements

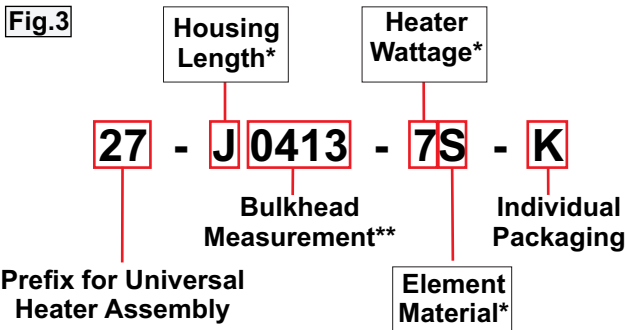
**For proper measurements:** Position the heater assembly with the flange closest to the bulk heads on the left side and measure from left flange to the first bulkhead as shown in **Fig.1**. The bulkhead measurement is key in determining the correct replacement. To indicate the proper position of items, always use the left side profile with the bulk heads in the 12:00 position as shown in **Fig.2**. Measurement results will determine which Universal Rite-Fit Heater would work for you

See part number description below. (**Fig.3**).



**Note:** Studs and Cover Plate are on adjustable bands that are provide with all Universal Rite-Fit Heaters.

### Universal Rite-Fite Part Number Description




(\*See Charts)

### Description Charts

Housing Length	Heater Wattage		Element Material
F= 12 in. / 304.8 mm	0 = 1.0kW	4 = 3.0kW	S = Incoloy
G= 13 in. / 330.2 mm	1 = 1.5kW	A = 3.6kW	T = Titanium
J= 15 in. / 381.0 mm	2 = 2.0kW	5 = 4.0kW	
	3 = 2.5kW	6 = 4.5kW	
	B = 2.7kW	7 = 5.5kW	

\*\*Bulkhead Measurement Example: **0413** = 4.13 in. / 25.4 mm

## Universal Rite-Fite Heater Features



### Titanium Element

<b>27-J0425-7T-K</b>	5.5kW/240V	<b>27-J0425-4T-K</b>	3.0kW/240V
<b>27-J0425-6T-K</b>	4.5kW/240V	<b>27-J0425-3T-K</b>	2.5kW/240V
<b>27-J0425-5T-K</b>	4.0kW/240V	<b>27-J0425-2T-K</b>	2.0kW/240V
<b>27-J0425-AT-K</b>	3.6kW/240V	<b>27-J0425-XT-K</b>	1.3kW/240V

#### Replaces:

(5.5kW) 48-1555-RP-BWG, 50071, 50076, 50080, 50096, 50134, 50150, 58000, 58002, 58010, 58016, 58019, 58026, 58027, 58066, 58074, 58083, 58086, 58089, 58105, 58121, 58123, 58209, C2550-0066ET, C2550-0535, C2550-0535-TPSC2550-0807, C2550-0807-TPS, C2550-0809, C2550-0809-1, C2550-0809-TPS

(4.0kW) 48-1540-RP-BWG, 50081, 50142, 53349, 55033, 55035, 58009, 58028, 58029, 58031, 58032, 58048, 58056, 58064, 58067, 58069, 58081, 58103, 58104, 58106, 58109, 58117, 58120, 58148, 58212, 58001, BAL50081, C2400-0073(S), C2400-0256(ET), C2400-0535, C2400-0535-TPS, C2400-0802ET, C2400-0807, C2400-0807-TPS, C2400-0809, C2400-0809-TPS, 48-3300-10-435H (4.5kW) 20-00324 (3.0kW) C2300-0807, C2300-0809, C2300-0535, C2300-1056, 50145, 58053, 58061, 58107, 58118, 58143CE (2.5kW) C2250-0066ET (2.0kW) 50139, 58063, 58145

### Titanium Element

<b>27-J0568-7T-K</b>	5.5kW/240V	<b>27-J0568-4T-K</b>	3.0kW/240V
<b>27-J0568-6T-K</b>	4.5kW/240V	<b>27-J0568-3T-K</b>	2.5kW/240V
<b>27-J0568-5T-K</b>	4.0kW/240V	<b>27-J0568-2T-K</b>	2.0kW/240V
<b>27-J0568-AT-K</b>	3.6kW/240V	<b>27-J0568-XT-K</b>	1.3kW/240V

#### Replaces:

(5.5kW) 48-1555-RP-GEK, 20-00249, 20-00250, 20-00251, 20-00270, 20-00272, 20-00274, 530AA0107, 530AA0284, 530AA0437, 9920-100339, 9920-100347, B24055GM, B240055LA5, B24055LASD, B24055U, C2550-0601(ET), C2550-0601(G), C2550-0800(ET-G), C2550-0802ET

(4.0kW) 48-1540-RP-GEK, 20-00242, 20-00271, 20-00280, 20-00281, 20-00284, 20-00285, 20-00292, 20-00294, 20-00296, 20-0410, 530AA0078, 530AA0095, 530AA0293, 9920-100338, 9920-100346, B24040LA5, C2400-0601, C2400-0601ET, C2400-0800, C2400-0802ET, C2400-C2695-1, C2400-C3330-1A(3.6kW) C2360-0601, C2360-0601ET (3.0kW) C2300-0601, C2300-0601ET (2.5kW) C2250-0601, C2250-0601ET (2.0kW) 48-1520-RP-GEK, C2200-5003, C2200-0601ET, C2200-0601, C2200-0800ET, C2200-0800, B23020LA5

### Titanium Element

<b>27-J0519-7T-K</b>	5.5kW/240V	<b>27-J0519-4T-K</b>	3.0kW/240V
<b>27-J0519-6T-K</b>	4.5kW/240V	<b>27-J0519-3T-K</b>	2.5kW/240V
<b>27-J0519-5T-K</b>	4.0kW/240V	<b>27-J0519-2T-K</b>	2.0kW/240V
<b>27-J0519-AT-K</b>	3.6kW/240V	<b>27-J0519-XT-K</b>	1.3kW/240V

#### Replaces:

(5.5kW) 48-1555-HQ, 26-0003A, 26-0032, 26-0032A, 26-0032-RIC, 26-0058, 26-0071, 26-0071-K, (4.5kW) 26-0047(-K), 26-0071A(-K), (4.0kW) 48-1540-HQ, 26-0036-R1C, 26-0071B, C2400-0267(ET) (2.5kW) 26-0309-3S-K

### Titanium Element

<b>27-J0413-7T-K</b>	5.5kW/240V	<b>27-J0413-4T-K</b>	3.0kW/240V
<b>27-J0413-6T-K</b>	4.5kW/240V	<b>27-J0413-3T-K</b>	2.5kW/240V
<b>27-J0413-5T-K</b>	4.0kW/240V	<b>27-J0413-2T-K</b>	2.0kW/240V
<b>27-J0413-AT-K</b>	3.6kW/240V	<b>27-J0413-XT-K</b>	1.3kW/240V

#### Replaces:

(5.5kW) 48-1555-RP, 20-00228, 20-00425, 20-00232, 20-00328, 20-00503, 20-00319, 20-00417, 20-00530, C2550-0314ET, C2550-0456, C2550-0307ET, C2550-5000-1, HEA14100001

(4.5kW) 48-1545-RP, C2450-5000-1 (4.0kW) 48-1540-RP, 20-00317, 20-00318, 58004, C2400-0066ET-A, C2400-5000-1 (2.0kW) 48-1520-RP, C2200-5000-1, C2200-0456

### Titanium Element

<b>27-G0413-7T-K</b>	5.5kW/240V
<b>27-G0413-6T-K</b>	4.5kW/240V
<b>27-G0413-2T-K</b>	2.0kW/240V

#### Replaces:

(5.5kW) 20-08421-A, 26-0070-K, 26-1206-7S-K, C2550-1206, C2550-1206-1, C2550-1206-A, C2550-1206ET

(4.5kW) 26-0072A-K, C2450-0863 (2.0kW) 26-0070C-K, C2200-812ET, C2200-812ET-G

### Titanium Element

<b>27-F0575-5T-K</b>	4.0kW/240V
<b>27-F0575-2T-K</b>	2.0kW/240V

#### Replaces:

(4.0kW) 26-2300-5S-K, 46-238-1700, C2400-2300, C2400-2300ET  
(2.0kW) 26-2300-2S-K, C2200-2300ET

### Balboa® Universal Series - 15"

Universal Rite-Fit Balboa Series heater assembly, 2.25"x 15", 304SS, multiple PSI taps, M7 taps, adjustable cover plate, and adjustable studs. Includes 2"x2" tail pieces 2" ridged gaskets, 4" and 12" wire sets.



### Gecko Universal Series - 15"

Universal Rite-Fit Gecko Series heater assembly, 2.25"x 15", 304SS, multiple PSI taps, adjustable cover plate, and adjustable studs. Includes 2"x2" tail pieces 2" ridged gaskets.



### HQ Universal Series - 15"

Universal Rite-Fit Hydro-Quip Series heater assembly, 2.25"x 15", 304SS, multiple PSI taps, adjustable cover plate, and adjustable studs. Includes 2"x2" tail pieces 2" ridged gaskets.



### Universal Rite-Fit Series - 15"

Universal Rite-Fit Series heater assembly, 2.25"x 15", 304SS, multiple PSI taps, adjustable cover plate, and adjustable studs. Includes 2"x2" tail pieces 2" ridged gaskets.



### Universal Rite-Fit Series - 13"

Universal Rite-Fit Series heater assembly, 2.25"x 13", 304SS, multiple PSI taps, adjustable cover plate, and adjustable studs. Includes 2"x2" tail pieces 2" ridged gaskets.




### Universal Rite-Fit Series - 12"

Universal Rite-Fit Series heater assembly, 2.25"x 12", 304SS, multiple PSI taps, adjustable cover plate, and adjustable studs. Includes 2"x2" tail pieces 2" ridged gaskets.



For a full list of heaters replaced by Universal Rite-Fits, see our Heater Cross Reference Guide

## THE UNIVERSAL LOW FLOW VERTICAL RITE-FIT HEATER




### STANDARD FEATURES

- Titanium LWD Element
- Heater "ON" Indicator Light
- Hi-Limit Tripped Indicator Light
- Built-In Auto Reset Hi-Limit\*
- 3 Pressure Switch Taps
- Reversible Foot Bracket
- Adjustable Sensor Cover Kit
- 1" x 12" Tubing
- Barb adapter .75" x 1.0"
- Replaceable Heater Element
- 60", 3-pin Amp Cord w/Terminals
- Tailpiece 3" x 1", 90 degree barb
- Individually Packaged
- Installation Instructions

\*Heaters made prior to serial# were built with a manual reset high limit.

### Universal Rite-Fit Low Flow Vertical Heaters

<b>27-V310-2T-K</b>	2.0kW, Titanium, Vertical Lo-Flo R/F Heater Assy
<b>27-V310-3T-K</b>	2.5kW, Titanium, Vertical Lo-Flo R/F Heater Assy
<b>27-V310-4T-K</b>	3.0kW, Titanium, Vertical Lo-Flo R/F Heater Assy
<b>27-V310-5T-K</b>	4.0kW, Titanium, Vertical Lo-Flo R/F Heater Assy
<b>27-V310-6T-K</b>	4.5kW, Titanium, Vertical Lo-Flo R/F Heater Assy
<b>27-V310-7T-K</b>	5.5kW, Titanium, Vertical Lo-Flo R/F Heater Assy



**Replaces (2.0kW):** 22-7K8-000-0P06, 22-7K8-000-0PP6, 22-7P8-000-0P06, E2200-0001E2200-0003, E2200-0004E2200-0005-TI, E2200-0014, E2200-0015(ET), E2200-0303TI-1, E2200-0303TI-2, E2200-0350, E2200-0350ET

**Replaces (2.5kW):** 26-00225, E2250-0012, E2250-0020, E2250-0121, E2250-0127ET, XE2250-0127ET, E2250-0200ET, E2250-0201(ET), E2250-0202(ET), E2250-0202ETH, E2250-020X, E2250-020XET

**Replaces (3.0kW):** 20-00542, 26-08116, 28-E0300-4T-K, E2250-0303TI-1, E2270-0012, E2270-3314, E2270-6500-315, E2280-0300ET, E2280-0301ET, E2300-0012, E2300-0126ET, E2300-0127ET(X), E2300-0300ET, E2300-0301ET, E2300-0303TI-1, E2300-0321, E2300-0321ET, E2300-0322ET, E2300-0421ET, E2300-0542ET, E2360-0245

**Replaces (4.0kW):** 20-00540, 20-0320ET+, 22-7P8-000-0PP6, 22-7R8-000-0P06, 26-00110, 26-00115, 26-00145, 26-00155, 26-00157, 26-00254, 26-00257, 26-08102, 26-08108, 26-08109, 26-08114, 26-08115, 26-08118, 26-08119, 26-081214, 26-08145, 26-08146, 26-08157, 26-08159, 26-08174, 26-08235, 26-08245, 48-3300-40-101, 48-3600-40-003, 48-3600-40-004, 48-3600-40-012, 48-3600-40-014, E2400-0001, E2400-0003, E2400-0004, E2400-0005-TI, E2400-0007, E2400-0012, E2400-0014, E2400-0014(ET), E2400-0015, E2400-0015ET, E2400-0016, E2400-0021, E2400-0021ET, E2400-0021ET-1, E2400-0021-NP, E2400-0025, E2400-0025-HQ, E2400-0026, E2400-0027, E2400-0028C, E2400-0101(ET), E2400-0114(ET), E2400-0115(ET), E2400-0115ETH, E2400-0120C, E2400-0121, E2400-0126ET, E2400-0127ET(X), E2400-0201(ET), E2400-0202-1, E2400-0202ET, E2400-0202ET-1, E2400-0203(ET), E2400-0204(ET), E2400-0221, E2400-0300-1, E2400-0300ET, E2400-0300ET-JM, E2400-0300ETNPS, E2400-0300X, E2400-0301ET, E2400-0303TI-1, E2400-0320(ET), E2400-0320ETH, E2400-0325E2400-0325ET, E2400-0350, E2400-0350ET, E2400-0351(ET), E2400-0420ET, E2400-0421ET, E2400-0540ET, E2400-1127, E2400-1127ET, E2400-2127ET, E2400-5001, E2400-5001-A, E2400-5002, E2400-5002-1

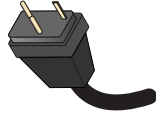
**Replaces (4.5kW):** E2450-0127ET/TX, E2450-1127ET, E2450-2127ET, E2450-3127ET, E2500-0025

**Replaces (5.5kW):** 22-7R8-000-0PP6, 26-00100, 26-00104, 26-00105, 26-00107, 26-00116, 26-00120, 26-00141, 26-00147, 26-00255, 26-08103, 26-08104, 26-08106, 26-08107, 26-08112, 26-08120, 26-08125, 26-08147, 26-08153, 26-08155, 26-08156, 26-08175, 48-3300-40-001, 48-3300-40-020, C2550-0014ET, E2550-0001, E2550-0001-1, E2550-0012, E2550-0014, E2550-0015, E2550-0015ET, E2550-0020, E2550-0020R, E2550-0025, E2550-0025-HQ, E2550-0028, E2550-0028C, E2550-0028CP, E2550-0029C, E2550-0101(ET), E2550-0102ET, E2550-0114(ET), E2550-0115, E2550-0115ET, E2550-0120C, E2550-0141ET, E2550-0155(ET), E2550-0201ET, E2550-0202(ET), E2550-0202-1, E2550-0202ET, E2550-0202ET-1, E2550-0203(ET), E2550-0204(ET), E2550-020X-1, E2550-020XET, E2550-0212, E2550-0300-1, E2550-0300ET, E2550-0300ETNPS, E2550-0300X, E2550-0301ET, E2550-0303TI-1, E2550-0303TI-2, E2550-0320(ET), E2550-0320ET+, E2550-0320XET+, E2550-0325, E2550-0325ET, E2550-0350, E2550-0350ET, E2550-0351(ET), E2550-0420ET, E2550-5001, E2550-5001-A, E2550-5002, E2550-5002-1, E2600-0016

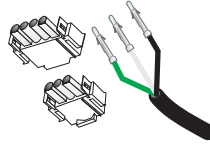
## Power Cord Options




**30-0130-60-K**  
60" Cord, Large Molded



**30-0131-60-K**  
60" Cord, Mini Molded



**30-0133-60-K**  
60" Cord, 3 & 4Pin Amp



**30-0132-60-K**  
60" Cord, 3 Ring Terminals  
(Included w/Heater)

## Pressure Switch Accessories

<b>48-0300-K</b>	Pressure Switch Kit, 3" Canister, 1A. Torx
<b>48-0301-K</b>	Pressure Switch Kit, 3" Canister, 2A. Slot
<b>34-0178A-K</b>	Pressure Switch, 1A. Plastic, Torx
<b>34-0178-K</b>	Pressure Switch, 2A. Plastic, Slot
<b>34-0153-K</b>	Pressure Switch, 25A. Metal, Wheel
<b>34-0019-C-K</b>	Pressure Switch, 25A. Plastic, Wheel
<b>30-0015G-K</b>	Cord, Wire x 2P Amp, Pressure Switch, 60"
<b>30-0015J-K</b>	Cord, Wire x Wire, Pressure Switch, 60"



Pressure Switch Kits

## Flow Switch Options

<b>34-0221-K</b>	Flow Switch, .75" Barb x Barb Clear Tee
------------------	---



Flow Switch

## Unions, Tailpieces & Gaskets

<b>42-2360B-K</b>	Uni-Nut, 3" Retaining Ring, White
<b>42-2370-K</b>	Uni-Nut, 3" Nut, Black
<b>42-2380-K</b>	Tailpiece, 3"x1", Vert. Barb
<b>42-2386-K</b>	Tailpiece, 3"x1", 90, Barb
<b>42-2390-K</b>	Tailpiece, 3"x.75", 90, Barb
<b>42-2392-K</b>	Tailpiece, 3"x1", 90, Soc
<b>42-0013-K</b>	Adaptor, Barb, .75"x1.0"
<b>60-0020-K</b>	Gasket, 3" Nut, Black




## Clamps

<b>39-0010-UR7-K</b>	Clamp Kit, 3" 10-32 x 1", Sensor Cover
<b>39-0010-B-K</b>	Clamp Kit, 3" 10-32 x .75" Mounting
<b>39-0010-UR9-K</b>	Clamp Kit, 3" 10-32 x .625"
<b>39-0010-UR8-K</b>	Clamp Kit, 3" 10-32 x 1.875" Encl. Mtg.




## Accessory Kits

<b>48-0303-K</b>	Sensor Kit, 3" Canister (No sensors included)
<b>48-0304-K</b>	Mounting Kit, 3" Canister
<b>48-0305-K</b>	Enclosure Kit, 3" Canister (No PS Included)
<b>48-0310-K</b>	Adapter, Pump, Tubing Step Down Kit, from 1" to 3/4"



## Heater Element Kits

<b>12-0606F-K</b>	Heater Element, 2.0kw, Ti
<b>12-0604F-K</b>	Heater Element, 3.0kw, Ti
<b>12-0602F-K</b>	Heater Element, 4.0kw, Ti
<b>12-0601F-K</b>	Heater Element, 4.5kw, Ti
<b>12-0600F-K</b>	Heater Element, 5.5kw, Ti



Spiral / Coil

### Water Pro Smart Heater Plus

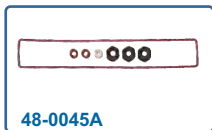
### Original Sundance Smart Heater




We've added "Heater ON" and "High Limit Tripped" lights to improve the preliminary troubleshooting process as well as adding external screws to the assembly tank to allow for a much faster inspection of the heating element or to simply change the tank seals. We've also included (2) wire harnesses to allow for installation on all models manufactured between 2007 and the present.

Part Number	Description
26-310-U-K	Titanium 5.5kW, 240V, w/both Plug-n-Click & Terminal Heater Wire Harnesses <b>Replaces:</b> Sundance 6500-310, 6500-316, 6500-843, Therm C3314-1, C3411-1, 58336, 26-3314-1-7T-K, 26-3411-1-7T-K, E2550-3314, 46-455-1010, 46-355-3025, 307878
26-315-U-K	Titanium 2.7kW, 240V, w/both Plug-n-Click & Terminal Heater Wire Harnesses <b>Replaces:</b> Sundance 6500-315, 6500-844, 58335, Used on Sundance 2001+ MAXXUS Models, 26-3403-1-BT-K
26-301-U-KS	Titanium 5.5kW, 240V, w/Terminal Heater Wire Harness & HL Sensor <b>Replaces:</b> Sundance 6500-301, SD6500-301, HTR6500301, 6500-301, 9143E, 2-00-0066, 323810810, 46-555-1000, 58030, E2550-1000
26-303-U-KS	Titanium 2.7kW, 240V, w/Terminal Heater Wire Harness & HL Sensor <b>Replaces:</b> Sundance 6500-303, E2270-1000
26-58336-K	Sundance Smart Heater, Titanium 5.5kW, 240V, <b>Replaces:</b> Sundance 58336, 6500-301, 6500-310, C3314-1, C3411-1

### Replacement Parts



Gaskets and Bushings Kit  
**Replaces:** 6560-049



5.5kW Element/Gaskets/Bushings Kit  
2.7kW Element/Gaskets/Bushings Kit



Hi Limit Circuit Sensor  
**Replaces:** 6600-168, 6600-128



Hi Limit Circuit Sensor, 2016 to Present  
**Replaces:** S093000, 2600-005



Hi Limit, TCO, Auto Reset  
**Replaces:** 6000-093



Heater Housing and Gasket Kit  
(Includes PT# 48-0045A)

## DOUBLE BARREL LO-FLO HEATER REPLACEMENT FOR WATKINS



### Pressure Switch

### PDR

#### Features:

Titanium Construction  
Temp & High Limit Sensors Installed  
Temp & High Limit Adapters Included

Drain Tube Ext Kit  
Power Cord  
Individually Packaged

Included with all heaters



Model	Type	Description
26-C3160-1S	PDR	6.0/1.5kW Auto-Reset High Limit, 120/240 <i>*Replaces:</i> 73790, C3160-1, C3654-1
26-C3160-2S	PDR	4.0/1.0kW Auto-Reset High Limit, 120/240 <i>*Replaces:</i> 73791, C3160-2, 73039, C3564-2
26-C3160-3S	PDR	3.0kW Auto-Reset High Limit, 240V
26-C3072-1	P.Switch	6.0/1.5kW w/Pressure Switch, 120/240 <i>*Replaces:</i> 76227, 302215, C3072-1, C3072-1KIT, C3072-1KITNB, C3072-1NS
26-C3072-2	P.Switch	4.0/1.0kW w/Pressure Switch, 120/240 <i>*Replaces:</i> 76228, 302216, C3072-2, C3072-2KIT, C3072-2KITNB, C3072-2NS

#### Models w/Flow Switch

26-C3072-8T-KF - 6.0kW/1.5kW Auto-Reset High Limit, w/Flow Switch, 120/240V  
26-C3072-5T-KF - 4.0kW/1.0kW Auto-Reset High Limit, w/Flow Switch, 120/240V  
26-C3072-4T-KF - 3.0kW Auto-Reset High Limit, w/Flow Switch, 120/240V  
26-C3073-1T-KF - 1.5kW Auto-Reset High Limit, w/Flow Switch, 240V Export

#### w/Flow Switch Replaces:

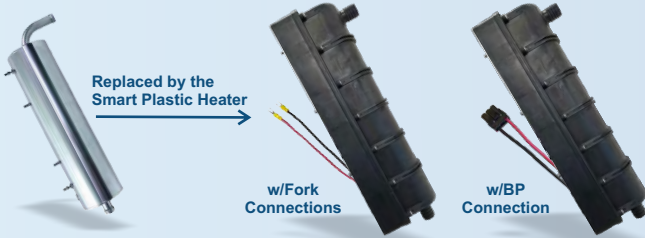
(6.0kW) C3072-1, C3072-1K1T, C3072-1K1TNB, C3072-1NS, C3072-1X  
(4.0kW) C3072-2, C3072-2K1T, C3072-2K1TNB, C3072-2NS, C3072-2X  
(1.5kW) C3073-1, C3073-1K1T, C3073-1K1TNB

### Available Accessories





### Plastic Smart Heater



**IMPORTANT NOTE:** Plastic Smart Heaters manufactured prior to April 2007 have a smaller Hi-Limit Sensor well so the sensor would have to be replaced. **Do not try to force the sensor in the well or drilling out the well as this will damage the heater.** Replacement sensor PT# 34-0202A-SUN-K \*\*When replacing the 6500-301 metal heater, you must replace the sensor.

PT#	Description
-----	-------------

- |              |   |
|--------------|---|
| 26-6500310-K | Smart Heater, Titanium 5.5kW, 240V, w/Fork Conn.<br><i>Replaces: 6500-310, 6500-301, 6500-316</i> |
| 26-6500315-K | Smart Heater, Titanium 2.7kW, 240V, w/Fork Conn., Export<br><i>Replaces: 6500-315</i>             |
| 26-6500843-K | Smart Heater, Titanium 5.5kW, 240V, w/BP plug<br><i>Replaces: 6500-843</i>                        |
| 26-6500844-K | Smart Heater, Titanium 2.7kW, 240V, w/BP plug, Export<br><i>Replaces: 6500-844</i>                |

### Lo Flo Square Back Heater



PT#	Description
-----	-------------

- |              |   |
|--------------|---|
| 26-6500402-K | Lo Flo Square Back, 5.5kW/240V, w/ Fast-on Conn.<br><i>Replaces: 6500-402</i> |
| 26-6500403-K | Lo Flo Square Back, 5.5kW/240V, w/ Fork Conn.<br><i>Replaces: 6500-403</i>    |
| 26-6500420-K | Lo Flo Square Back, 4.0kW/240V, w/ Fork Conn.<br><i>Replaces: 6500-420</i>    |
| 26-6500401-K | Lo Flo Square Back, 2.7kW/240V, w/ Fast-on Conn.<br><i>Replaces: 6500-401</i> |
| 26-6500405-K | Lo Flo Square Back, 2.7kW/240V, w/ Fork Conn.<br><i>Replaces: 6500-405</i>    |

### Lo Flo Trombone Heater



PT#	Description
-----	-------------

- |              |  |
|--------------|--|
| 26-6500063-K | Lo Flo Trombone, 4.0kW/240V<br><i>Replaces: 6500-063</i> |
| 26-6500062-K | Lo Flo Trombone, 2.7kW/240V<br><i>Replaces: 6500-062</i> |


### Curved Heater



PT#	Description
-----	-------------

- |              |  |
|--------------|--|
| 26-6500214-K | Curved Heater Replacement, 5.5kW/240V<br><i>Replaces: 6500-214</i> |
|--------------|--|

### Flow Thru Heaters



PT#	Description
-----	-------------

- |              |  |
|--------------|--|
| 26-6500412-K | 15" Flow Thru, 5.5kW, 240V<br><i>Replaces: 6500-412, 6500-087, 6000-156</i>            |
| 26-6500005-K | 15" Flow Thru, 4.0kW, 240V<br><i>Replaces: 6500-005, 6000-338</i>                      |
| 26-6500413-K | 15" Flow Thru, 2.7kW, 240V<br><i>Replaces: 6500-413, 6000-157</i>                      |
| 26-6000155-K | 12" Flow Thru, 4.0kW, 240V<br><i>Replaces: 6000-155</i>                                |
| 26-6500417-K | 15" Flow Thru w/Feet, 5.5kW, 240V<br><i>Replaces: 6500-417, 20138-001</i>              |
| 26-6500418-K | 15" Flow Thru w/Feet, 2.7kW, 240V<br><i>Replaces: 6500-418(2.7kW), 6500-411(2.7kW)</i> |



## Aber-Pacific

Low Flow 20" x 16" x 14", 1" tube, Squareback style heater with 32" pigtail cord.

**Replaces:**  
C3238-1A, SEH-5500-NHCW-6938

### Titanium Element

26-3238-1H-7T-K - 5.5kW, 120/240V



## Aber-Pacific / Artesian / Dynasty / Gecko

Low Flow 21" x 14.5", 1" tube, dual element squareback style, 4-wire tube heater that wraps around Gecko M class control box.

**Replaces:**  
C3549-1, SHH-5500-NH-6727, C3242-1A

### Titanium Element

26-C3549-1-7T-K - 5.5kW, 120/240V



## Artesian / Atera/ HydroQuip / LA Spas

Low Flow 26" x 14", 1" tube, squareback style, 26" cord pigtail ends, pressure switch tap

**Replaces:**  
(2.7kW) C3236-2A  
(4.0kW) SEH-5500-NHW-6676, SEH-5500-NHW-7007, PEH-5526-NHW-6938, SEH-4100-NHCW-7130, SHH-5500-NH-6739, SEH-5500-NHW-6692, 7154, SEH-5500-NHW-6652, SEH-5500-NHCW-6632, C3236-1A

### Titanium Element

26-3236-2H-BT-K - 2.7kW, 120/240V  
26-3236-1H-BT-K - 2.7kW, 120/240V  
26-3236-1A-5T-K - 4.0kW, 120/240V



## Astrel

Low Flow 17.25" x 14.75 x 15.25", 1" tube, Dual Element, squareback style, 35" cord, pressure switch tap

**Replaces:**  
(5.5kW) C3480-1

### Titanium Element

26-C3480-1-7T-K - 5.5kW, 240V



## Cal Spas

Low Flow 1" tube with 26" Cord, minimum flow rate 10 GPM

**Replaces:**  
(2.7kW) C3554-2  
(4.0kW) C3554-3, F2550-4002

### Titanium Element

26-C3554-2-BT-K - 41" - 2.7kW, 120/240V  
26-C3554-3-5T-K - 41" - 4.0kW, 120/240V



## Caldera/Watkins

Laing Trombone style, 26 1/2", 1" tube, 40" cord, pressure switch cord, built-in Thermal Cut Out (TCO), and Titanium element

**Replaces:**  
(2.9kW) C3264-2, 26-3264-2-DT-K  
(2.9kW, w/Flow Switch) C3472-2A  
(4.0kW) C3473-1, 74912, 72494, 6595.1, 7340

### Titanium Element

26-3473-1-5T-K - 4.0kW/240V  
26-3472-2H-DT - 2.9kW/240V

### With Flow Switch

26-3472-2H-DT-F - 2.9kW/240V, Export  
26-3473-1H-5T-F - 4.0kW/240V, Export



## Dimension One/Aber-Pacific

Laing 1" tube, 26" x 6" dual element Trombone style, 3' cord, with pump adapter kit.

**Replaces:**  
C3556-1, PEH-4326-NHW-6000, PEH-5526-NHW-6388

### Titanium Element

26-C3556-1-7T-K - 5.5kW, 120/240V



## Dimension One/Jacuzzi

Laing, Squareback Style, 1" tube, built-in Manual Reset Thermal Cut Out (TCO), Mounting plate, 4 Wire and dual Titanium element.

**Replaces:**  
C3242-1A, C3549-1, C3550-1, C3556-2, 9330-66, SHH-5500-NH-6871, SHH-5200-NH-6785, NHH-5500-NH-5500-NH-7328, SHH-5500-NH-6771, PEH-5526-NH-6742, PEH5526-NH-6340, PEH-5556-NHW-6388

### Titanium Element

26-C3550-1-7T-K - 1" - 3.4/2.1kW 120/240V



## Dimension One/Jacuzzi


Laing, Squareback Style, 1" tube, built-in Auto Reset Thermal Cut Out (TCO), Mounting plate, 4 Wire and dual Titanium element.

### Titanium Element

26-C3552-1-7T-K - 1" - 3.4/2.1kW 120/240V

### Replaces:

C3552-1, SHH-5500-NH-6871, SHH-5200-NH-6785, NHH-5500-NH-7328, SHH-5500-NH-6771



## Dimension One/Jacuzzi

Laing, Triple Bend, 1" tube, built-in Thermal Cut Out (TCO), 4 Wire and dual Titanium element.

### Titanium Element

26-C3548-1-7T-K - 1" - 3.4/2.1kW 120/240V, Manual Reset TCO

### Replaces:

C3548-1, SEH-5500-NH, SEH-5200-NHC-7300, SEH-5200-NH-6757, SEH-5500-NH-6144, SEH-5500-NH-6143



## Dimension One/Jacuzzi

Laing, Triple Bend, 1" tube, built-in Thermal Cut Out (TCO), Flow Switch, 4 Wire and dual Titanium element.

### Titanium Element

26-C3548-1-7T-F - 1" - 3.4/2.1kW 120/240V

### Replaces:

C3548-1, 01781-27, 73009, 61443, 6144.3, 6144, SEH-5500-NH, SEH550-NHC-7300, SEH5200-NH-6757, SEH-5500-NH-6144, SEH-5500-NH-61443,



## Hawkeye

Laing, Complete Square, 1" tube, built-in Thermal Cut Out (TCO), Flow Switch, 4 Wire and Titanium element.

### Titanium Element

26-6746-1H-5T-F - 1" - 4.0kW 120/240V

### Replaces:

C6746-1, SEH-4100-NHW-6746



## Sundance/Jacuzzi

Laing Trombone style, 1" tube, 25" cord, built-in Thermal Cut Out (TCO), and Titanium element

### Titanium Element


26-3226-1A-5T-K - 1" - 4.0kW/240V  
26-3226-2A-DT-K - 1" - 2.9kW/240V  
26-3226-2A-BT-K - 1" - 2.7kW/240V, Export  
26-3226-4A-ET-K - 1" - 2.1kW/240V

### Replaces:

(4.0kW) 6500-063, C3226-1A, SEH-4300-NCHW-6699  
(2.9kW) C3226-2, C3226-2A  
(2.7kW) 6500-062  
(2.1kW) C3226-4A

### Dimensions:

A: 5 $\frac{5}{8}$ "  
B: 15 $\frac{3}{4}$ "  
C: 26 $\frac{1}{2}$ "



## Sundance/Jacuzzi

Laing Squareback style, 1" tube, 3 wire with spade connectors, built-in Thermal Cut Out (TCO), Titanium element

### Titanium Element


26-3478-1A-BT-K - 1" - 2.7kW/240V, Export  
26-3229-1H-BT-K - 1" - 2.7kW/240V  
26-58388-5T-ATE - 1" - 4.0kW/240V  
26-3229-2A-7T-K - 1" - 5.5kW/240V  
26-3229-2H-7T-K - 1" - 5.5kW/240V

### Replaces:

(2.7kW) 6500-401  
(5.5kW) 6500-402, C3229-2A, 6500-403, C3229-1A, SEH-5500-NH-6698, SEH-5500-NHC-6699

### Dimensions:

A: 10 $\frac{7}{8}$ "  
B: 13 $\frac{3}{4}$ "  
C: 23 $\frac{1}{2}$ "



# Flo-Thru Heater Replacements

## ACC, Acura, Brett

Flo-Thru heater assembly, 2.25"x 15", 304SS, PSI tap, with cover plate and studs. Includes 2"x2" tail pieces, 2" ridged gaskets.

### Incoloy Element

26-0314-5S-K - 4.0kW/240V  
26-0314-7S-K - 5.5kW/240V

### Replaces:

(4.0kW) C2400-0304(ET), C2400-0314, 20-00433, 20-00434, 20-00454, 20-00317  
(5.5kW) C2550-0304T1, 20-00430, 20-00417, 20-00307, B24055B, B24055E, C2550-0314(ET), 48-3300-10-154H

### Titanium Element

26-0314-5T-K - 4.0kW/240V  
26-0314-7T-K - 5.5kW/240V



### Universal Rite-Fit Replacement

27-J0438-5S-K - 4.0kW/240V  
27-J0438-7S-K - 5.5kW/240V

## ACC

Flo-Thru heater assembly, 2.25"x 12", 304SS, PSI tap, with cover plate and studs. Includes 2"x2" tail pieces, 2" ridged gaskets.

### Incoloy Element

26-1004-7S-K - 5.5kW/240V

### Replaces:

C2550-1004T1, C2550-1004TI-1

### Titanium Element

26-1004-7T-K - 5.5kW/240V



### Universal Rite-Fit Replacement

27-F0288-7S-K - 5.5kW/240V

## ACC

Flo-Thru heater assembly, 2.25"x 15", 304SS, PSI tap, with cover plate and studs. Includes 2"x2" tail pieces, 2" ridged gaskets.

### Incoloy Element

26-1054-7S-K - 5.5kW/240V

### Replaces:

C2550-1054, C2550-1054TI, C2550-1054TI-1

### Titanium Element

26-1054-7T-K - 5.5kW/240V



## Arctic Spas

Flo-Thru heater assembly, 2.25"x 12", 316L, PSI tap, with cover plate and power cords. Includes 2"x2" tail pieces, 2" ridged gaskets.

### Titanium Element

48-9151-AP-K - 3.6kW/240V  
48-9150-5P-K - 4.0kW/240V  
48-9120-7P-K - 5.5kW/240V

### Replaces:

(3.6kW) 48-9151, 48-9151-R1 thru 2  
(4.0kW) 48-9150, 48-9150-K, 48-9150-R1 thru 6, 48-9150-S, 48-9150-R2-S  
(5.5kW) 48-9120, 48-9120-K, 48-9120-R1 thru 6, C2550-0103TT



## Arctic Spas

"L" Shape heater assembly, 2.25"x 12.7", 304SS, PSI tap, with cover plate and power cord. Includes 2"x2" tail pieces, 2" ridged gaskets.

### Incoloy Element

48-9121-7S-K - 5.5kW/240V

### Replaces:

(3.6kW) 48-9122, 48-9122-R1 thru 4, A2360-5350ET  
(5.5kW) 48-9121, 48-9121-R1 thru 4, A2550-5350ET, A2550-5300(ET)

### Titanium Element

48-9122-AT-K - 3.6kW/240V



## Arctic Spas

"L" Shape heater assembly, 2.25"x 9", PSI tap, with cover plate and power cords. Includes 45 degree elbow, 2"x2" tail pieces, 2" ridged gaskets.

### Titanium Element

48-9124-AP-K - 3.6kW/240V, 316L  
48-9123-7T-K - 5.5kW/240V, 304SS

### Replaces:

(3.6kW) 48-9124, 48-9124-K, 48-9124-R1 thru 4, A2360-5251ET, A2360-5250ET, A2360-5200ET, A2360-5100ET  
(5.5kW) 48-9123, 48-9123-R2 thru 4, A2550-5251ET, A2550-5100ET, A2550-5200ET, A2550-5251ETX, A2550-5250ET, 22-00254, 22-00255, 22-00256



## Arctic Spas

Flo-Thru heater assembly, 2.25"x 15", 304SS, PSI tap, with cover plate and power cord. Includes 2"x2" tail pieces, 2" ridged gaskets.

### Titanium Element

48-9125-5T-K - 4.0kW/240V

### Replaces:

(4.0kW) 48-9125, 48-9125-R1



## Arctic Spas

Flo-Thru heater assembly, 2.25"x 19.25", 316L, Dual element, PSI tap, with cover plate and power cord. Includes 2"x2" tail pieces, 2" ridged gaskets.

### Titanium Element

48-9130-CP-K - 7.2kW/240V

### Replaces:

(7.2kW) 48-9130, 48-9130-K, 48-9130-R1 thru 4



## Apollo Spas

Flo-Thru heater assembly, 2.25"x 15", 316L, PSI tap, with cover plate and power cords. Includes 2"x2" tail pieces, 2" ridged gaskets.

### Incoloy Element

26-H0136-6S-K - 4.5kW/240V

### Replaces:

C2450-0136-C



All heater assemblies come with tail pieces and gaskets

# Flo-Thru Heater Replacements

## Balboa®

Flo-Thru heater assembly, 2.25"x 15", 304SS, with M7" sensors, and studs. Includes 2"x2" tail pieces, 2" ridged gaskets.

### Incoloy Element

- 26-58104-K - 4.0kW/240V
- 26-58083-K - 5.5kW/240V

### Replaces:

- (4.0kW) 55625, 55033, 55035, 58031, 58056, 58064, 58104, 58106, 58109, 58117, 58120, 58148, 58212, C2400-0807-TPS, G7410
- (5.5kW) 55624, 58000, 58010, 58083, 58086, 58089, 58105, 58121, 58123, 58209, C2550-0807-TPS, G7510



## Balboa®

Flo-Thru heater assembly, 2.25"x 15", 304SS, two PSI taps, with cover plate. Includes 2"x2" tail pieces, 2" ridged gaskets.

### Incoloy Element

- 26-0035-7S-K - 5.5kW/240V

### Replaces:

- C2550-0035, 48-3300-10-035H



### Titanium Element

- 26-0035-7T-K - 5.5kW/240V

### Universal Rite-Fit Replacement

- 27-J0413-7S-K - 5.5kW/240V

## Balboa®

Flo-Thru heater assembly, 2.25"x 15", 304SS, PSI tap, with cover plate. Includes 2"x2" tail pieces, 2" ridged gaskets.

### Incoloy Element

- 26-0535-4S-K - 3.0kW/240V
- 26-0535-5S-K - 4.0kW/240V
- 26-0535-7S-K - 5.5kW/240V

### Replaces:

- (3.0kW) C2300-0535ET
- (4.0kW) 48-3300-10-435H, 50081, BAL50081, C2400-0535
- (5.5kW) 50080, C2550-0435, C2550-0535, C2550-0537, C2550-0735, C2550-07352



### Titanium Element

- 26-0535-5T-K - 4.0kW/240V
- 26-0535-7T-K - 5.5kW/240V

### Universal Rite-Fit Replacement

- 27-J0413-4S-K - 3.0kW/240V
- 27-J0413-5S-K - 4.0kW/240V
- 27-J0413-7S-K - 5.5kW/240V

## Balboa®

Flo-Thru heater assembly, 2.25"x 15", 304SS, with PSI & guard, with cover plate. Includes 2"x2" tail pieces, 2" ridged gaskets.

### Incoloy Element

- (A) 26-0535-5S-KP - 4.0kW/240V
- (A) 26-0535-7S-KP - 5.5kW/240V
- (B) 26-0535-5S-KP01 - 4.0kW/240V
- (B) 26-0535-7S-KP01 - 5.5kW/240V

### Replaces:

- (4.0kW) 50067, 50142, 58009, 58069, 58081, C2400-0535-TPS, G7416, G7417
- (5.5kW) 50071, 50076, 50096, 50134, 50150, C2550-0535-TPS



### Titanium Element

- (A) 26-0535-5T-KP - 4.0kW/240V
- (A) 26-0535-7T-KP - 5.5kW/240V



- (A) = With PSI PT# 34-0153 w/guard
- (B) = With PSI PT# 34-0019-C no guard

### Universal Rite-Fit Replacement

- 27-J0413-5S-K - 4.0kW/240V
  - 27-J0413-7S-K - 5.5kW/240V
- (No pressure switch included)

## Balboa®

Flo-Thru heater assembly, 2.25"x 15", 304SS, PSI tap, and sensor tap. Includes 2"x2" tail pieces, 2" ridged gaskets.

### Incoloy Element

- 26-0809-5S-K - 4.0kW/240V
- 26-0809-7S-K - 5.5kW/240V

### Replaces:

- (4.0kW) 58029, C2400-0809
- (5.5kW) 58027, C2550-0809-1



### Titanium Element

- 26-0809-5T-K - 4.0kW/240V
- 26-0809-7T-K - 5.5kW/240V

### Universal Rite-Fit Replacement

- 27-J0413-5S-K - 4.0kW/240V
- 27-J0413-7S-K - 5.5kW/240V

## Balboa®

Flo-Thru heater assembly, 2.25"x 15", 304SS, with PSI switch w/guard, and sensor tap. Includes 2"x2" tail pieces, 2" ridged gaskets.

### Incoloy Element

- 26-0809-5S-KSP - 4.0kW/240V
- 26-0809-7S-KSP - 5.5kW/240V

### Replaces:

- (4.0kW) 53349, 58028, 58048, 58067, C2400-0809-TPS, G7418
- (5.5kW) 58019, 58026, 58066, 58074, C2550-0809-TPS



### Titanium Element

- 26-0809-5T-KSP - 4.0kW/240V
- 26-0809-7T-KSP - 5.5kW/240V

### Universal Rite-Fit Replacement

- 27-J0413-5S-K - 4.0kW/240V
  - 27-J0413-7S-K - 5.5kW/240V
- (No pressure switch included)

## Cal Spas

Flo-Thru heater assembly, 2.25"x 16.25", 304SS, PSI tap, cover plate. Includes 2"x2" tail pieces, 2" ridged gaskets.

### Incoloy Element

- 26-0165-3S-K - 2.5kW/240V
- 26-0165-5S-K - 4.0kW/240V
- 26-0165-7S-K - 5.5kW/240V

### Replaces:

- (2.5kW) C2250-0165, HEA14100010
- (4.0kW) C2400-0165
- (5.5kW) C2550-0165



### Titanium Element

- 26-0165-3T-K - 2.5kW/240V
- 26-0165-5T-K - 4.0kW/240V
- 26-0165-7T-K - 5.5kW/240V

### Universal Rite-Fit Replacement

- 27-K0550-3S-K - 2.5kW/240V
- 27-K0550-5S-K - 4.0kW/240V
- 27-K0550-7S-K - 5.5kW/240V

All heater assemblies come with tail pieces and gaskets

# Flo-Thru Heater Replacements

## Cal Spas

Flo-Thru heater assembly, 2.25"x 15", 316SS, PSI tap, cover plate. Includes 1.5"x2" tail pieces with o-rings, 2" ridged gaskets.

### Incoloy Element

26-H0021-7S-K - 5.5kW/240V

### Replaces:

C2550-0021, C2550-0021ET, C2550-0022, C2550-0022ET, C2550-0023



## Cal Spas XL

Flo-Thru heater assembly, 2.25"x 15", 304SS, PSI tap, cover plate, with stud, insulated aluminum housing, heater wires w/connectors. Includes 2"x2" tail pieces, 2" ridged gaskets.

### Incoloy Element

26-0011-3S-K - 2.5kW/240V

26-0011-5S-K - 4.0kW/240V

26-0011-7S-K - 5.5kW/240V

### Universal Rite-Fit Replacement

27-J0425-7S-K - 5.5kW/240V

### Replaces Incoloy:

(2.5kW) C2250-0011, F2250-0001, F2250-0011

(4.0kW) C2400-0011, F2400-0011, B24040XL

(5.5kW) B24055XL, C2550-0011, F2550-0001, F2550-0011, HEA14100120, HEA14100121, HEA14100401, XL5.5

### Replaces Titanium:

(4.0kW) C2400-0011TI, HEA14100131

(5.5kW) C2550-0011TI, HEA14100300, HEA14100470



### Titanium Element

26-0011-F-PS-K - 4.0kW/240V

26-0011-F-RS-K - 5.5kW/240V

## Cal Spas

Flo-Thru heater assembly, 2.25"x 15", 304SS, heater wires w/connectors. Includes 2"x2" tail pieces, 2" ridged gaskets, w/Insulation wrap.

### Incoloy Element

26-2001-3S-K - 2.5kW/240V

26-2001-5S-K - 4.0kW/240V

26-2001-7S-K - 5.5kW/240V

### Replaces:

(2.5kW) C2250-2001-1

(4.0kW) C2400-2001

(5.5kW) C2550-2001, HEA14100430

### Titanium Element

26-2001-3T-K - 2.5kW/240V

26-2001-5T-K - 4.0kW/240V

26-2001-7T-K - 5.5kW/240V



## Caldera

Flo-Thru heater assembly, 2.25"x 15", 304SS, PSI tap, ground strip, with mounting studs. Includes 2"x2" tail pieces, 2" ridged gaskets, and (2) heater wires.

### Incoloy Element

26-3330-5S-K - 4.0kW/240V

### Replaces:

C2400-C3330-1A, 73994,

C2400-C2695-1, 58286

### Titanium Element

26-3330-5T-K - 4.0kW/240V



### Universal Rite-Fit Replacement

27J0568-5S-K - 4.0kW/240V

## Coates

Flo-Thru heater assembly, 2.25"x 15", 316L SS, PSI tap, cover plate, with studs. Includes 2"x2" tail pieces, 2" ridged gaskets

### Titanium Element

26-0517-4P-K - 3.0kW/240V

26-0517-5P-K - 4.0kW/240V

26-0517-MP-K - 5.5kW/240V

### Replaces:

(3.0kW) C2300-0517

(4.0kW) C2400-0517

(5.5kW) C2550-0517, 20-00517



## Correct Tech

Flo-Thru heater assembly, 2.25"x 12.63", 304SS, PSI tap, with cover plate, and studs. Includes 2"x2" tail pieces, 2" ridged gaskets.

### Incoloy Element

26-2300-2S-K - 2.0kW/240V

26-2300-4S-K - 3.0kW/240V

26-2300-5S-K - 4.0kW/240V

### Replaces:

(2.0kW) C2200-2300ET

(3.0kW) C2300-2300ET

(4.0kW) C2400-2300ET, 46-238-1700

### Titanium Element

26-2300-2T-K - 2.0kW/240V

26-2300-4T-K - 3.0kW/240V

26-2300-5T-K - 4.0kW/240V



## DM/Vita

Flo-Thru heater assembly, 2.25"x 15", 304SS, PSI tap, cover plate, with studs. Includes 2"x2" tail pieces, 2" ridged gaskets, and heater wires.

### Incoloy Element

26-0010-4S-K - 3.0kW/240V

26-0010-6S-K - 4.5kW/240V

### Replaces:

(3.0kW) C2300-0010ET

(4.5kW) C2450-0010ET

### Titanium Element

26-0010-4T-K - 3.0kW/240V

26-0010-6T-K - 4.5kW/240V



### Universal Rite-Fit Replacement

27-J0413-4S-K - 3.0kW/240V

27-J0413-6S-K - 4.5kW/240V

## DM/Vita

Flo-Thru heater assembly, 2.25"x 15", 304SS, No PSI tap, cover plate, with studs. Includes 2"x2" tail pieces, 2" ridged gaskets, and heater wires.

### Incoloy Element

26-0024-4S-K - 3.0kW/240V

### Replaces:

C2300-0024ET

### Titanium Element

26-0024-4T-K - 3.0kW/240V



### Universal Rite-Fit Replacement

27-J0413-4S-K - 5.5kW/240V

All heater assemblies come with tail pieces and gaskets

# Flo-Thru Heater Replacements



**HYDROQUIP™**  
THE SMART CHOICE™

## DM/Vita

Flo-Thru heater assembly, 2.25"x 15", 304SS, No PSI tap, with studs. Includes 2"x2" tail pieces, 2" ridged gaskets, and heater wires.

### Incoloy Element

26-0028-4S-K - 3.0kW/240V  
26-0028-5S-K - 4.0kW/240V

### Replaces:

(3.0kW) C2300-0028ET  
(4.0kW) C2400-0028ET, C2400-0027ET



### Universal Rite-Fit Replacement

27-J0413-4S-K - 3.0kW/240V  
27-J0413-5S-K - 4.0kW/240V

## DM/Vita

Flo-Thru heater assembly, 2.25"x 17.75", 304SS, No PSI tap, cover plate, with studs. Includes 2"x2" tail pieces, 2" ridged gaskets, and heater wires.

### Incoloy Element

26-1008-4S-K - 3.0kW/240V  
26-1008-6S-K - 4.5kW/240V  
26-1008-7S-K - 5.5kW/240V

### Replaces:

(3.0kW) C2300-1008ET  
(4.5kW) C2450-1008ET, 411092, VIT411092  
(5.5kW) 20-00467, 9142C, C2550-1008ET



### Titanium Element

26-1008-4T-K - 3.0kW/240V  
26-1008-6T-K - 4.5kW/240V  
26-1008-7T-K - 5.5kW/240V

## Dimension One

Flo-Thru heater assembly, 2.25"x 12", 316L, with PSI tap, cover plate, and studs. Includes 2"x2" tail pieces, 2" ridged gaskets.

### Incoloy Element

26-0001-5S-K - 4.0kW/240V

### Replaces:

(4.0kW) C2400-0001



## Gecko Heat.Wav

Flo-Thru heater assembly, 2.25"x 15", 304SS, PSI tap, with mounting studs. Includes 2"x2" tail pieces, 2" ridged gaskets. This heater assembly is the appropriate replacement for any spas that use Gecko IN.XE or IN.YE control packs.

### Replaces:

(2.0kW) 9920-100438 (3.0kW) 9920-101458 (4.0kW) Heat.Wav-XE-4-240-2-INC-IF-T, 9920-101435, WM103C, 9920-101447, 9735-334, in.xe-5-11-h4.0, 9917-101272, in.ye-5-h4.0, 10-720-5202, 0610-221046-355, 10-720-5450, 10-720-7605, 0611-221014, 0611-221031-361, BDLYT7K60050P (5.5kW) 9920-101449, Heat.Wav-XE-5.5-240-2-INC-IF-T, in.ye-5h5.5, 10-720-2055, 0610-221030, 10-720-4555, 0610-221066-363

### Incoloy Element

26-101438-2S-K- 2.0kW/240V  
26-101435-4S-K- 3.0kW/240V  
26-101435-5S-K- 4.0kW/240V  
26-101449-7S-K- 5.5kW/240V



## Gecko M Class

Flo-Thru heater assembly, 2.25"x 15", 304SS, PSI tap, with mounting studs. Includes 2"x2" tail pieces, 2" ridged gaskets.

### Incoloy Element

26-0601-2S-K - 2.0kW/240V  
26-0601-3S-K - 2.5kW/240V  
26-0601-5S-K - 4.0kW/240V  
26-0601-7S-K - 5.5kW/240V

### Titanium Element

26-0601-2T-K - 2.0kW/240V  
26-0601-3T-K - 2.5kW/240V  
26-0601-PT-K - 3.6kW/240V  
26-0601-5T-K - 4.0kW/240V  
26-0601-7T-K - 5.5kW/240V



### Universal Rite-Fit Replacement

27-J0568-AS-K - 3.6kW/240V  
27-J0568-5S-K - 4.0kW/240V  
27-J0568-7S-K - 5.5kW/240V

### Replaces:

(2.0kW) C2200-06019ET (2.5kW) C2250-0601(ET) (3.6kW) C2360-C601TI, C2360-0601ET (4.0kW) 20-00271, 20-00280, 20-00281, 20-00292, 20-00294, 20-00296, 20-00410, 530AA0293, 9920-100346, B24040LA5, C2400-0601, C2400-0601ET, C2400-C2695-1, C2400-C3330-1A (5.5kW) 20-00249, 20-00250, 20-00251, 20-00270, 530AA0284, 530AA0437, 9920-100347, B24055LA5, B24055LASD, B24055U, C2550-0601(ET), C2550-0601

## Gecko S Class/Caldera/Nordic

Flo-Thru heater assembly, 2.25"x 15", 304SS, PSI tap, with studs. Includes 2"x2" tail pieces, 2" ridged gaskets.

### Incoloy Element

26-0800-2S-K - 2.0kW/240V  
26-0800-3S-K - 2.5kW/240V  
26-0800-4S-K - 3.0kW/240V  
N/A  
26-0800-5S-K - 4.0kW/240V  
26-0800-7S-K - 5.5kW/240V

### Titanium Element

26-0800-2T-K - 2.0kW/240V  
26-0800-3T-K - 2.5kW/240V  
26-0800-4T-K - 3.0kW/240V  
26-0800-AT-K - 3.6kW/240V  
26-0800-5T-K - 4.0kW/240V  
26-0800-7T-K - 5.5kW/240V



### Universal Rite-Fit Replacement

27-J0568-2S-K - 2.0kW/240V  
27-J0568-3S-K - 2.5kW/240V  
27-J0568-4S-K - 3.0kW/240V  
27-J0568-AS-K - 3.6kW/240V  
27-J0568-5S-K - 4.0kW/240V  
27-J0568-7S-K - 5.5kW/240V

### Replaces:

(2.0kW) C2200-0800(ET), C2200-0800ET-G, C2400-C3464-1, 72651, C2400-C2695-1 (2.5kW) C2250-0800 (3.0kW) C2300-0800 (3.6kW) C2360-0800 (4.0kW) 20-00242, 20-00284, 20-00285, 530AA0078, 530AA0095, 9920-100338, C2400-0800 (5.5kW) 20-00272, 20-00274, 530AA0107, 9920-100339, B24055GM, C2550-0800(ET-G)

## Gecko/Morgan

Flo-Thru heater assembly, 2.25"x 15", 304SS, PSI tap, cover plate, with studs. Includes 2"x2" tail pieces, 2" ridged gaskets.

### Incoloy Element

(A) 26-0802-5S-K - 4.0kW/240V  
(A) 26-0802-6S-K - 4.5kW/240V  
(A) 26-0802-7S-K - 5.5kW/240V  
(B) 26-0802A-3S-K - 2.5kW/240V  
(B) 26-0802A-5S-K - 4.0kW/240V  
(B) 26-0802A-6S-K - 4.5kW/240V


### Replaces:

(4.0kW) C2400-0802ET  
(4.5kW) C2450-0802ET  
(5.5kW) C2550-0802ET

### Titanium Element

(A) 26-0802-5T-K - 4.0kW/240V  
(A) 26-0802-6T-K - 4.5kW/240V  
(A) 26-0802-7T-K - 5.5kW/240V

(A) = With Two Upper Studs  
(B) = Without Two Upper Studs



### Universal Rite-Fit Replacement

27-J0568-3S-K - 2.5kW/240V  
27-J0568-5S-K - 4.0kW/240V  
27-J0568-6S-K - 4.5kW/240V  
27-J0568-7S-K - 5.5kW/240V

All heater assemblies come with tail pieces and gaskets

## Gecko

Flo-Thru heater assembly, 3"x 15", 304SS, PSI tap, and studs. Includes 3"x2" tail pieces, 3" ridged gaskets.

### Incoloy Element

**26-3602-7S-K** - 5.5kW/240V

### Replaces:

C2550-3602ET-G, C2550-3600ET-G



## Hercules

Flo-Thru heater assembly, 2.25"x 15", 304SS, PSI tap, with cover plate, and studs. Includes 2"x2" tail pieces, 2" ridged gaskets.

### Incoloy Element

**26-0315-5S-K** - 4.0kW/240V

### Replaces:

12077, C2400-0315, pre-95 XT



### Titanium Element

**26-0315-5T-K** - 4.0kW/240V

## Hercules

Flo-Thru heater assembly, 2.25"x 18", 304SS, PSI tap, with cover plate, and studs. Includes 2"x2" tail pieces, 2" ridged gaskets.

### Incoloy Element

**26-0155-7S-K** - 5.5kW/240V

### Replaces:

C2550-0157, C2550-0154, 48-3300-10-154H, 48-3300-10-155H



## HydroQuip / Therm Products

Flo-Thru heater assembly, 2.25x 15", 304SS, no PSI tap, with cover plate. Includes 2"x2" tail pieces, 2" ridged gaskets.

### Incoloy Element

**26-0309-3S-K** - 2.5kW/240V  
**26-0309-4S-K** - 3.0kW/240V

### Replaces:

(2.5kW) C2250-0309ET, 20-00287C, B23025R1  
(3.0kW) C2300-0309

### Universal Rite-Fit Replacement

**27-J0519-3S-K** - 2.5kW/240V  
**27-J0519-4S-K** - 3.0kW/240V



## Hurricane Spas

Flo-Thru heater assembly, 2.25"x 15", 304SS, with PSI tap, thermo wells, and studs. Includes 2"x2" tail pieces, 2" ridged gaskets.

### Incoloy Element

**26-0002-3S-K** - 2.5kW/240V  
**26-0002-4S-K** - 3.0kW/240V  
**26-0002-7S-K** - 5.5kW/240V

### Replaces:

(2.5kW) C2250-0002 (3.0kW) C2300-0002  
(5.5kW) C2550-0002/ET, 20-00224, 20-00424, 48-3300-16

### Universal Rite-Fit Replacement

**27-J0425-3S-K** - 2.5kW/240V  
**27-J0425-4S-K** - 3.0kW/240V  
**27-J0425-7S-K** - 5.5kW/240V



## L.A. Spas / Advanced Spas

Flo-Thru heater assembly, 2.25"x 15", 304SS, PSI tap, with cover plate, and studs. Includes 2"x2" tail pieces, 2" ridged gaskets.

### Incoloy Element


**26-0736-3S-K** - 2.5kW/240V  
**26-0736-7S-K** - 5.5kW/240V

### Replaces:

(2.5kW) C2250-0736  
(5.5kW) C2550-0736(ET), B24055LA2, 48-3300-10-736H

### Universal Rite-Fit Replacement

**27-J0425-3S-K** - 2.5kW/240V  
**27-J0425-7S-K** - 5.5kW/240V



## Leisure Bay Spas

Flo-Thru heater assembly, 3" x 17.50", 304SS, PSI tap, with cover plate, and studs. Includes 3"x2" tail pieces, 3" ridged gaskets.

### Incoloy Element

**26-1001-5S-K** - 4.0kW/240V

### Replaces:

E2400-1001, F2400-1001, 58042



## Marquis Spas

Flo-Thru heater assembly, 2.25"x 12", 304SS, PSI tap, with cover plate, and studs. Includes 2"x2" tail pieces, 2" ridged gaskets.

### Incoloy Element

**26-C2278-1-5S-K** - 4.0kW/240V

### Replaces:

C2400-C2278-1, MRQ740-0584



## Nuwave Spas


Flo-Thru heater assembly, 2.25"x 19.25", 304SS, PSI tap, with cover plate, and studs. Includes 2"x2" tail pieces, 2" ridged gaskets.

### Incoloy Element

- (A) 26-0213N-7S-K - 5.5kW/240V
- (B) 26-0313N-5S-K - 4.0kW/240V
- (B) 26-0313N-7S-K - 5.5kW/240V

### Replaces:

(5.5kW, 19.25") C2550-0213N, C2550-0113, 20-00406, B24055C  
 (4.0kW, 15") C2400-0313N  
 (5.5kW, 15") C2550-0313N, 20-00348, B24055C1, 20-00348-C



## Saratoga

Flo-Thru heater assembly, 3" x 13.5", 304SS, with junction box, cover plate and studs. Includes 2"x2" tail pieces, 2" ridged gaskets.

### Titanium Element

26-0520-7T-K - 5.5kW/240V

### Replaces:

E2550-0520, E2550-0520ET



## Saratoga

Flo-Thru heater assembly, 2.25" x 13.5", 304SS, PSI tap, with cover plate, studs. Includes 2" x 3/4" Barb, 90° elbow tailpieces, 2" ridged gaskets.

### Incoloy Element

26-H3037-5S-K - 4.0kW/240V

### Replaces:

C2400-C3037-2, C2400-C3037, E2400-0320ET, E2400-0320, E2400-0320+, E2400-0420ET, E2400-0421ET, 20-00540, E2400-0540ET



## SBSG AP-1/LX-15/Sundance

Flo-Thru heater assembly, 2.25"x 15", 304SS, PSI tap, with cover plate, and studs. Includes 2"x2" tail pieces, 2" ridged gaskets. SBSG AP-1, LX-15

### Incoloy Element

- 26-0056-3S-K - 2.5kW/240V
- 26-0056-5S-K - 4.0kW/240V
- 26-0056-7S-K - 5.5kW/240V

### Replaces:

(2.5kW) C2250-0056(ET)  
 (4.0kW) B24040Q, C2400-0056(ET), C2400-0456(ET), 20-00354 (5.5kW) 6500-071, 20-00227, B24055Q, C2550-0056(ET), C2550-0456(ET), C2550-0556, 26-0556-7S-K



### Titanium Element

- 26-0056-3T-K - 2.5kW/240V
- 26-0056-5T-K - 4.0kW/240V
- 26-0056-7T-K - 5.5kW/240V

### Universal Rite-Fit Replacement

- 27-J0425-3S-K - 2.5kW/240V
- 27-J0425-5S-K - 4.0kW/240V
- 27-J0425-7S-K - 5.5kW/240V

## Sundance/SBSG AP-4/LX10

Flo-Thru heater assembly, 2.25"x 12", 304SS, PSI tap, with cover plate, and studs. Includes 2"x2" tail pieces, 2" ridged gaskets. SBSG AP-4, LX-10

### Incoloy Element

- 26-1002-5S-K - 4.0kW/240V
- 26-1002-7S-K - 5.5kW/240V

### Replaces:

(4.0kW) 48-3600-10-002H, 6000-155, C2400-1002(ET), AP-4, LX-10 (5.5kW) C2550-1002(ET), 48-3300-10-002H, 48-3300-10-003H



### Titanium Element

- 26-1002-5T-K - 4.0kW/240V
- 26-1002-7T-K - 5.5kW/240V

## Sundance/Jacuzzi

Flo-Thru Curved heater replacement, 2" Includes 2"x2" tail pieces, and 2" ridged gaskets.

### Incoloy Element

26-0119-7S-K - 5.5kW/240V

### Replaces:

(5.5kW) 6500-214, 6500-211



## Sundance/Jacuzzi

Flo-Thru heater assembly, 2.25"x 15", 316L, junction box with hi-limit, 48" cord and studs. Includes stands, 2"x2" tail pieces, and 2" ridged gaskets.

### Replaces:

(5.5kW) C2550-0316Ti, 20138-001

### Titanium Element

- 26-0316-AP-KB - 3.6kW/240V
- 26-0316-MP-KB - 5.5kW/240V



## Thermo Spas / Coleman

Flo-Thru heater assembly, 2.25"x 15", 304SS, no PSI tap, with cover plate. Includes 2"x2" tail pieces, 2" ridged gaskets.

### Incoloy Element

- 26-0739-5SD-K - 4.0kW/240V
- 26-0739-7SD-K - 5.5kW/240V

### Replaces:

(4.0kW) C2400-0739ET  
 (5.5kW) C2550-0739ET

### Titanium Element

- 26-0739-5TD-K - 4.0kW/240V
- 26-0739-7TD-K - 5.5kW/240V



### Universal Rite-Fit Replacement

- 27-J0425-5S-K - 4.0kW/240V
- 27-J0425-7S-K - 5.5kW/240V



# Flo-Thru Heater Replacements

## Therm Products by HydroQuip

Flo-Thru heater assembly, 2.25"x 15", Built-In Thermostat, Hi-Limit, PSI Switch & 240V 3 Wire Connection. Includes 2"x2" tail pieces, 2" ridged gaskets.

**Replaces:**  
C2550-0000A-BX, 48-3300-00-00

**Incoloy Element**  
26-0000ABX-7S-K - 5.5kW/240V

**Titanium Element**  
26-0000ABX-7T-K - 5.5kW/240V



## Therm Products by HydroQuip

Flo-Thru heater assembly, 2.25"x 15", 304SS, Box cover over terminals, M7 taps, 40" 3 wire cord w/connectors. Includes 2"x2" tail pieces, 2" ridged gaskets.

**Replaces:**  
C2550-0814, C2550-0814-TPS

**Incoloy Element**  
26-0814-7S-K - 5.5kW/240V

**Titanium Element**  
26-0814-7T-K - 5.5kW/240V



## United Spas

Flo-Thru heater assembly, 2.25"x 13.25", 304SS, with studs. Includes 2"x2" tail pieces, 2" ridged gaskets.

**Replaces:**  
(3.0kW) C2300-1206  
(4.0kW) C2400-1206  
(5.5kW) C2550-1206, C2550-1206-A

**Incoloy Element**  
26-1206-4S-K - 3.0kW/240V  
26-1206-5S-K - 4.0kW/240V  
26-1206-7S-K - 5.5kW/240V

**Titanium Element**  
26-1206-4T-K - 3.0kW/240V  
26-1206-5T-K - 4.0kW/240V  
26-1206-7T-K - 5.5kW/240V



## United Spas

Flo-Thru heater assembly, 2.25"x 15", 304SS, cover plate. Includes 2"x2" tail pieces, 2" ridged gaskets.

**Replaces:**  
(4.0kW) C2400-1227  
(5.5kW) C2550-1227

**Incoloy Element**  
26-1227-5S-K - 4.0kW/240V  
26-1227-7S-K - 5.5kW/240V

**Titanium Element**  
26-1227-5T-K - 4.0kW/240V  
26-1227-7T-K - 5.5kW/240V



## Waterway

Flo-Thru heater assembly, 2.25"x 15", 304SS, M7 taps, with studs. Includes 2"x2" tail pieces, 2" ridged gaskets.

**Replaces:**  
(5.5kW) C2550-0808, 775-5001, 775-5005B, 773-4590, 26-0808-7TB-WW  
(4.0kW) 773-4545, 26-0808-5SB-WW

**Titanium Element**  
26-0808-5TD-K - 4.0kW/240V  
26-0808-7TD-K - 5.5kW/240V



# Balboa® OEM Heater Replacements

## Balboa® BP M7 Plug-n-Click

Flo-Thru heater assembly, 2.25"x 15", 304SS, with M7 sensors, and Plug-n-Click Harness, Includes 2"x2" tail pieces, 2" ridged gaskets.

**Replaces:**  
(4.0kW) 58303, G7412 (Ti)58305  
(5.5kW) 58306, G7512 (Ti)58308

**Incoloy Element**  
26-58303-K - 4.0kW/240V  
26-58306-K - 5.5kW/240V

**Titanium Element**  
26-58305-K - 4.0kW/240V  
26-58308-K - 5.5kW/240V



**with VS Heater Harness\***

**Incoloy Element**      **Titanium Element**  
26-58303-KH - 4.0kW/240V    26-58305-KH - 4.0kW/240V  
26-58306-KH - 5.5kW/240V    26-58308-KH - 5.5kW/240V

**Replaces:**  
(4.0kW) 55625, 55033, 55035, 58031, 58056, 58064, 58104, 58106, 58109, 58117, 58120, 58148, 58212, C2400-0807-TPS, G7412  
(5.5kW) 55624, 58000, 58010, 58083, 58086, 58089, 58105, 58121, 58123, 58209, C2550-0807-TPS, G7512



\*Added harness to convert to a VS heater replacement.

## Balboa® BP100

BP100 Remote heater assembly, w/M7 sensors and harness. Includes 2"x2" tail pieces, 2" ridged gaskets.

**Replaces:**  
(4.0kW) G7413, 58438  
(5.5kW) G7513, 58509

**Incoloy Element**  
26-G7413-K - 4.0kW, 240V  
26-G7513-K - 5.5kW, 240V



## Balboa®

Flo-Thru heater assembly, 2.25"x 15", 304SS, PSI tap, with cover plate. Includes 2"x2" tail pieces, 2" ridged gaskets.

**Replaces:**  
(4.0kW) 50081, BAL50081, C2400-0535, 48-3300-10-435H  
(5.5kW) 50080, C2550-0535

**Incoloy Element**  
26-50081-K - Replaced by 26-0535-5S-K(see Pg.93)  
26-50080-K - Replaced by 26-0535-7S-K(see Pg.93)





## Balboa®

Flo-Thru heater assembly, 2.25"x 15", 304SS, with PSI & guard, with cover plate. Includes 2"x2" tail pieces, 2" ridged gaskets.

### Incoloy Element

- 26-58081-K - Replaced by 26-0535-5S-KP(see Pg.93)
- 26-50096-K - Replaced by 26-0535-7S-KP(see Pg.93)

### Replaces:

- (4.0kW) 50067, 50142, 58009, 58069, 58081, C2400-0535-TPS
- (5.5kW) 50071, 50076, 50096, 50134, 50150, C2550-0535-TPS



## Balboa®

Flo-Thru heater assembly, 2.25"x 15", 304SS, with PSI & guard, with cover plate. Includes 2"x2" tail pieces, 2" ridged gaskets.

### Incoloy Element

- 26-58001-K - 4.0kW/240V

### Replaces:

- (4.0kW) 58001, 58004, 52009, 52010, 52099, 52108, C2400-0835



## Balboa®

Flo-Thru heater assembly, 2.25"x 15", 304SS, M7° taps, with studs. Includes 2"x2" tail pieces, 2" ridged gaskets.

### Incoloy Element

- 26-58032-K - Replaced by 26-58104-K(see Pg.93)
- 26-58002-K - Replaced by 26-58083-K(see Pg.93)

### Replaces:

- (4.0kW) 58032, 58103, C2400-0807
- (5.5kW) 58002, 58016, C2550-0807



## Balboa® M7

Flo-Thru heater assembly, 2.25"x 15", 304SS, with M7° sensors, and studs. Includes 2"x2" tail pieces, 2" ridged gaskets.

### Incoloy Element

- 26-58138-K - 1.5kW/240V
- 26-58145-K - 2.0kW/240V
- 26-58118-K - 3.0kW/240V
- 26-58104-K - 4.0kW/240V
- 26-58083-K - 5.5kW/240V

### Titanium Element

- 26-55628-K - 1.5kW/240V
- 26-55627-K - 2.0kW/240V
- 26-55626-K - 3.0kW/240V
- 26-55625-K - 4.0kW/240V
- 26-55624-K - 5.5kW/240V

### Replaces:

- (1.5kW) 55628, 58138
- (2.0kW) 55627, 58145, 55881
- (3.0kW) 55626, C2300-0807-TPS
- (4.0kW) 55625, 55033, 55035, 58056, 58064, 58104, 58106, 58109, 58117, 58120, 58148, 58212, C2400-0807-TPS, G7410
- (5.5kW) 55624, 58000, 58010, 58083, 58086, 58089, 58105, 58121, 58123, C2550-0807-TPS, G7510, G7530(Ti)



## Balboa® M7

Flo-Thru heater assembly, 2.25"x 15", with M7° sensors, and no studs. Includes 2"x2" tail pieces, 2" ridged gaskets.

### Incoloy Element

- 26-58063-K - 2.0kW/240V
- 26-58061-K - 3.0kW/240V
- 26-58031-K - 4.0kW/240V
- 26-58209-K - 5.5kW/240V

### Replaces:

- (2.0kW) 58063
- (3.0kW) 58061
- (4.0kW) 58031, G7415
- (5.5kW) 58209, G7518



## Balboa®

Flo-Thru heater assembly, 2.25"x 15", 304SS, PSI tap, and sensor tap. Includes 2"x2" tail pieces, 2" ridged gaskets.

### Incoloy Element

- 26-58029-K - Replaced by 26-0809-5S-K(see Pg.93)
- 26-58027-K - Replaced by 26-0809-7S-K(see Pg.93)

### Replaces:

- (4.0kW) 58029, C2400-0809
- (5.5kW) 58027, C2550-0809(-1)



## Balboa®

Flo-Thru heater assembly, 2.25"x 15", 304SS, with PSI switch and sensor tap. Includes 2"x2" tail pieces, 2" ridged gaskets.

### Incoloy Element

- 26-58048-K - Replaced by 26-0809-5S-KSP(see Pg.93)
- 26-58019-K - Replaced by 26-0809-7S-KSP(see Pg.93)

### Replaces:

- (4.0kW) 53349, 58028, 58048, 58067, C2400-0809-TPS
- (5.5kW) 58019, 58026, 58066, 58074, C2550-0809-TPS



## Balboa® VS100

Flo-Thru heater assembly, 1.5"x 10", VS100, w/M7 Sensors, Includes 1.5"x 1.5" tail pieces, 2" ridged gaskets.

### Incoloy Element

- 26-58198-K - Replaced with 26-58203-K
- 26-58203-K - 4.0kW/240V, 1.0kW/120V

### Replaces:

- (1.0kW) 58198, 58205
- (4.0kW) 26-0020A, 58203, 58198



## Balboa® Auxiliary Heater

Balboa Auxiliary Heater 5.5 kW. This auxiliary heater is plumbed in series with the main spa pack heater and adds 5.5 kW of additional heating power.

### Replaces:

- (5.5kW) 58132, 58182



Balboa Pt#	HydroQuip Pt#	Description
58132	26-58132	5.5KW Auxiliary Heater / Same as 58182

## Balboa® Revolution Heater

Balboa Revolution Heater 4.0 kW. For BP1500 Unit.

### Replaces:

- (4.0kW) 55691

Balboa Pt#	HydroQuip Pt#	Description
55691	26-55691-K	4.0KW Revolution Heater Assembly



## Artesian / Majestic

Vertical Low Flow 13" x 3" with bulkhead coated element with box, cord and 3/4" barb



**Known Part Numbers:**  
**(4.0kW)** E2400-0114(ET),  
 E2400-0014(ET), 48-3600-40-014  
**(5.5kW)** E2550-0114(ET), E2550-0014,  
 C2550-0014ET

[Replace with Universal Vertical Low Flow Heater:](#)  
 See Page 86 for All Part Numbers

## Therm Products

Vertical Low Flow 10" x 3" with 1" x 1" barb and pressure switch and bare cord



**Known Part Numbers:**  
**(4.0kW)** E2400-0028C, 26-08108,  
 26-08118, 26-08119, 26-08109  
**(5.5kW)** E2550-0028C, 26-08112,  
 26-08116, 26-08103, 26-08106

[Replace with Universal Vertical Low Flow Heater:](#)  
 See Page 86 for All Part Numbers

## Dimension One / Crystal

Vertical Low Flow 10" x 3" with 1 1/2" snap nut



**Known Part Numbers:**  
**(2.0kW)** E2200-0004  
**(4.0kW)** E2400-0004, 48-3600-40-004

**DISCONTINUED**

## Therm Products

Vertical Low Flow 9.5" x 3" with pressure switch



**Known Part Numbers:**  
**(5.5kW)** E2550-0029C, 26-08107,  
 26-00107

[Replace with Universal Vertical Low Flow Heater:](#)  
 See Page 86 for All Part Numbers

## Dynasty

Vertical Low Flow 12" x 3" with box and pressure switch, 1" bard, 1" socket



**Known Part Numbers:**  
**(4.0kW)** 26-081214, 26-00155, 26-08145,  
 26-08146, 26-08159, 26-08157  
**(5.5kW)** E2550-0120C, 26-08125, 26-08147,  
 26-08120, 26-08153, 26-08155, 26-08156

[Replace with Universal Vertical Low Flow Heater:](#)  
 See Page 86 for All Part Numbers

## Therm Products

Vertical Low Flow 13" x 3" with wires and fork connectors



**Known Part Number:**  
**(2.7kW)** E2270-3314  
**(5.5kW)** E2550-3314

[Replace with Universal Vertical Low Flow Heater:](#)  
 See Page 86 for All Part Numbers

## Gatsby

Vertical Low Flow 10" x 7" with pressure switch and cord



**Titanium Element**  
**28-E0300-4T-K** - 3.0kW, 240V  
**28-E0300-5T-K** - 4.0kW, 240V  
**28-E0300-7T-K** - 5.5kW, 240V

**Replaces:**  
**(3.0kW)** E2300-0300ET  
**(4.0kW)** E2400-0300ET, 26-08174,  
 E2400-0301ET  
**(5.5kW)** E2550-0300ET, 26-08175,  
 E2550-0301ET

## Maax Spas

Vertical Low Flow 9.5" x 3" with pressure switch, 1" barb, amp plug and cords



**Known Part Numbers:**  
**(3.0kW)** 26-08116  
**(4.0kW)** 26-08114, 26-08115, 26-08102

[Replace with Universal Vertical Low Flow Heater:](#)  
 See Page 86 for All Part Numbers

## Maax Spas

Vertical Low Flow 15" x 3" dual element with pressure switch



**Known Part Numbers:**  
**(3.6kW)** 26-08235, 26-08245

[Replace with Universal Vertical Low Flow Heater:](#)  
 See Page 86 for All Part Numbers

**Introducing the new Universal Vertical Low Flow Heater which replaces every heater listed on this page.**



**See page 86 for more details**

## Artesian / Majestic

Vertical Low Flow 13" x 3" with bulkhead coated element and 3/4" barb



**Known Part Numbers:**  
**(2.0kW)** E2200-0115(ET), E2200-0015(ET)  
**(4.0kW)** E2400-0115(ET), E2400-0015, E2400-0015ET  
**(5.5kW)** E2550-0115(ET), E2550-0015, E2550-0015ET

Replace with Universal Vertical Low Flow Heater:  
 See Page 86 for All Part Numbers

## Caldera

Vertical Low Flow 11" x 3" with 2 thermo-wells and 3/4" barb



**Known Part Numbers:**  
**(2.0kW)** E2200-0001  
**(5.5kW)** E2550-0001, 48-3300-40-001

Replace with Universal Vertical Low Flow Heater:  
 See Page 86 for All Part Numbers

## Caldera

Vertical Low Flow 11" x 3" with 3/4" barb



**Known Part Numbers:**  
**(4.0kW)** E2400-0101(ET), 48-3300-40-101  
**(5.5kW)** E2550-0101

Replace with Universal Vertical Low Flow Heater:  
 See Page 86 for All Part Numbers

## Caldera

Vertical Low Flow 11" x 3" with 3/4" barb



**Known Part Numbers:**  
**(2.0kW)** E2200-0201(ET)  
**(4.0kW)** E2400-0201(ET)

Replace with Universal Vertical Low Flow Heater:  
 See Page 86 for All Part Numbers

## Clearwater Spas

Vertical Low Flow 10" x 3" with 1" barbs



**Known Part Numbers:**  
**(1" Barb)** E2400-0021-NP, E2400-0021ET, E2400-0021, E2400-0021ET-1, 26-00110  
**(3/4" Barb)** E2400-0221

Replace with Universal Vertical Low Flow Heater:  
 See Page 86 for All Part Numbers

## Dimension One

Vertical Low Flow 10" x 3" with 3/4" barbs



**Known Part Numbers:**  
**(2.0kW)** E2200-0003  
**(4.0kW)** E2400-0003, 48-3600-40-003

Replace with Universal Vertical Low Flow Heater:  
 See Page 86 for All Part Numbers

## DM / Vita Spas

Vertical Low Flow 11" x 3" with 2 PSI Taps and 3/4" barb



**Known Part Numbers:**  
**(2.5kW)** E2250-0127ETX  
**(3.0kW)** E2300-0127ET(X), E2300-0126ET  
**(4.0kW)** E2400-0127ET(X), E2400-1127ET, E2400-0126ET, E2400-0026, E2400-1127  
**(4.5kW)** E2450-0127ET(X), E2450-1127ET

Replace with Universal Vertical Low Flow Heater:  
 See Page 86 for All Part Numbers

## Gatsby / Hurricane / Leisure Bay

Vertical Low Flow 9" x 3" with 1" barb and 12" Wires, coated element.



**Known Part Numbers:**  
**(2.5kW)** E2250-0204(ET)  
**(4.0kW)** E2400-0202ET, E2400-0202-1, E2400-0204, E2400-0204ET  
**(5.5kW)** E2550-0202(ET), E2550-0202-1, E2550-0202ET-1, E2550-0204, E2550-0204ET, E2550-0102ET, 26-00141

Replace with Universal Vertical Low Flow Heater:  
 See Page 86 for All Part Numbers

**Introducing the new Universal Vertical Low Flow Heater which replaces every heater listed on this page.**

If your spa heater assembly is mounted on the side of the control box we have a Universal Vertical Low Flow Heater Assembly which can be used as a retro-fit replacement utilizing the optional side mounting kit. In addition, we offer a number of other optional accessories for a successful retro-fit.

Example of the Universal Vertical Low Flow Heater mounted on a typical control box below.

Optional Side Mounting Kit Part# 48-0304-K



See page 86 for more details

## Gatsby / Hurricane / Leisure Bay

Vertical Low Flow 9" x 3" with 1" barb and 12" Wires, coated element.



**Known Part Numbers:**  
**(4.0kW)** E2400-0203(ET)  
**(5.5kW)** E2550-0203(ET)

[Replace with Universal Vertical Low Flow Heater:](#)

See Page 86 for All Part Numbers

## Maax Spas / Savannah

Vertical Low Flow 10" x 3"



**Known Part Numbers:**  
**(4.0kW)** 26-00257, 26-00254  
**(5.5kW)** 26-00255

[Replace with Universal Vertical Low Flow Heater:](#)

See Page 86 for All Part Numbers

## Nu Wave

Vertical Low Flow 9.5" x 1.5"



**Known Part Numbers:**  
**(4.0kW)** E2400-0007, 20-00514

[Replace with Universal Vertical Low Flow Heater:](#)

See Page 86 for All Part Numbers

## Pinnacle

Vertical Low Flow 10" x 3"



**Known Part Numbers:**  
**(4.0kW)** E2400-0027

[Replace with Universal Vertical Low Flow Heater:](#)

See Page 86 for All Part Numbers

## Pinnacle / Leisure Bay / Hurricane

Vertical Low Flow 9" x 3" with 1" barbs and wire studs



**Known Part Numbers:**  
**(2.5kW)** E2250-020X(-1)  
**(5.5kW)** E2550-020X(ET), E2550-020X-1,  
 26-00100, 48-3300-40-020

[Replace with Universal Vertical Low Flow Heater:](#)

See Page 86 for All Part Numbers

## Saratoga

Vertical Low Flow 13.5" x 3"



**Known Part Numbers:**  
**(4.0kW)** E2400-0420ET, E2400-0421ET,  
 20-00540, E2400-0320(ET), 20-0320ET+  
**(5.5kW)** E2550-0320(ET),  
 E2550-0320ET+

[Replace with :](#)

**(4.0kW)** 26-H3037-5S-K - 4.0kW/240V  
**(5.5kW)** 26-0520-7T-K - 5.5kW/240V  
 (See Page 98)

## Saratoga

Vertical Low Flow 3kW, 13" x 3" with 3/4" barb and dual element



**Known Part Numbers:**  
**(3.0kW)** E2300-0542ET, E2300-0321,  
 E2300-0321ET, 20-00542

[Replace with Universal Vertical Low Flow Heater:](#)

See Page 86 for All Part Numbers

## SBSG

Vertical Low Flow 9" x 3" with 1" barb and dual element



**Known Part Numbers:**  
**(4.0kW)** E2400-0351(ET)  
**(5.5kW)** E2550-0351(ET)

[Replace with Universal Vertical Low Flow Heater:](#)

See Page 86 for All Part Numbers

## SBSG

Vertical Low Flow 11" x 3"



**Known Part Numbers:**  
**(2.5kW)** E2250-0012  
**(2.7kW)** E2270-0012  
**(3.0kW)** E2300-0012  
**(4.0kW)** E2400-0012  
**(5.5kW)** E2550-0012

[Replace with Universal Vertical Low Flow Heater:](#)

See Page 86 for All Part Numbers

## Sundance

Vertical Low Flow 13" x 3.5" with 3/4" barbs



**Known Part Numbers:**  
**(2.7kW)** E2270-1000  
**(5.5kW)** E2550-1000, C2783-1

[Replace with :](#)

**(2.7kW)** 26-315-U-K - 2.7kW/240V, Export  
**(5.5kW)** 26-310-U-K - 5.5kW/240V

See Page 88

**Introducing the new Universal Vertical Low Flow Heater which replaces every heater listed on this page.**

If your spa heater assembly is mounted on the side of the control box we have a Universal Vertical Low Flow Heater Assembly which can be used as a retro-fit replacement utilizing the optional side mounting kit. In addition, we offer a number of other optional accessories for a successful retro-fit.

Example of the Universal Vertical Low Flow Heater mounted on a typical control box below.

Optional Side Mounting Kit Part# 48-0304-K



See page 86 for more details



Used on Controls & Equipment Systems Manufactured by Hydro-Quip

## Air Slide 6000 Series

Slide heater, 2.25"x 15", 304SS, PSI switch, auto-reset H/L, 30" cords. Includes 2"x2" tail pcs, 2" ridged gaskets.

**Replacement Heater for:**  
HQ Air Slide Series CS6009

### Incoloy Element

26-85B-S80-1FM3 - 4.0kW/240V  
26-86B-S80-1FM3 - 4.5kW/240V  
26-87B-S80-1FM3 - 5.5kW/240V

### Titanium Element

26-8PB-S80-1FM3 - 4.0kW/240V  
26-8QB-S80-1FM3 - 4.5kW/240V  
26-8RB-S80-1FM3 - 5.5kW/240V



## Air Versi-Heat 6000 Series

Versi-Heat assy, 2.25"x 15", 304SS, PSI switch, auto-reset H/L, 60" cords. Includes 2"x2" tail pcs, 2" ridged gaskets.

**Replacement Heater for:**  
HQ Air Versi-Heat Series CS6008

### Incoloy Element

26-85B-080-1PM3 - 4.0kW/240V  
26-86B-080-1PM3 - 4.5kW/240V  
26-87B-080-1PM3 - 5.5kW/240V

### Titanium Element

26-8PB-080-1PM3 - 4.0kW/240V  
26-8QB-080-1PM3 - 4.5kW/240V  
26-8RB-080-1PM3 - 5.5kW/240V



## Air Slide 4000 Series

Slide heater, 2.25"x 17", "L" shaped, 304SS, PSI switch, auto-reset H/L, 30" cords. Includes 2"x2" tail pieces, 2" ridged gaskets.

**Replacement Heater for:**  
Air Slide Series CS4009

### Incoloy Element

26-65B-S80-1FM3 - 4.0kW/240V  
26-66B-S80-1FM3 - 4.5kW/240V  
26-67B-S80-1FM3 - 5.5kW/240V

### Titanium Element

26-6PB-S80-1FM3 - 4.0kW/240V  
26-6QB-S80-1FM3 - 4.5kW/240V  
26-6RB-S80-1FM3 - 5.5kW/240V



## Air Versi-Heat 4000 Series

Versi-Heat heater, 2.25"x 17", 304SS, "L" shaped, PSI switch, auto-reset H/L, 60" cords. Includes 2"x2" tail pieces, 2" ridged gaskets.

**Replacement Heater for:**  
Air Versi-Heat Series CS4008

### Incoloy Element

26-65B-080-1PM3 - 4.0kW/240V  
26-66B-080-1PM3 - 4.5kW/240V  
26-67B-080-1PM3 - 5.5kW/240V

### Titanium Element

26-6PB-080-1PM3 - 4.0kW/240V  
26-6QB-080-1PM3 - 4.5kW/240V  
26-6RB-080-1PM3 - 5.5kW/240V



## Air 800 Series

Cs800 heater, 2.25"x 15", 304SS, PSI tap, cover plate and studs. Includes 2"x2" tail pcs, 2" ridged gaskets.

**Replacement Heater for:**  
CS800 Air Series Systems  
Also Replaces: 26-0047

### Incoloy Element

26-0047-K - 5.5kW/240V



## Air 1001 Series

Cs1001 heater, 2.25"x 15", 304SS, PSI tap, cover plate and H/L studs. Includes 2"x2" tail pcs, 2" ridged gaskets.

**Replacement Heater for:**  
HQ/CS1001 Air Series Systems

### Incoloy Element

48-260036-R1 - 4.0kW/240V  
48-260034-R1 - 4.5kW/240V  
48-260032-R1 - 5.5kW/240V

### Replaces:

(4.0kW) 26-0036-R1, C2400-0309ET  
(4.5kW) 26-0034-R1, C2450-0309ET  
(5.5kW) 26-0032-R1, C2550-0309ET



## Balboa® WaterPro 6000B Series

Flo-Thru heater assembly, 2.25"x 15", 304SS, M7 taps, with studs. Includes 2"x2" tail pieces, 2" ridged gaskets.

**Replacement Heater for:**  
Balboa® Series/WaterPro ES6000B/CS6100B,  
6200B, 6220B, 6230B, 6330B

### Incoloy Element

26-0071-M7-K - 5.5kW/240V

### Titanium Element

26-0071-F-M7-K - 5.5kW/240V



## Balboa® WaterPro 6000B Series

Flo-Thru heater assembly, 2.25"x 15", 304SS, with M7 sensors, and studs. Includes 2"x2" tail pieces, 2" ridged gaskets.

**Replacement Heater for:**  
Balboa® Series/WaterPro ES6000B/CS6100B,  
6200B, 6220B, 6230B, 6330B

### Incoloy Element

26-0071-M7-KS - 5.5kW/240V

### Titanium Element

26-0071-F-M7-KS - 5.5kW/240V



All heater assemblies come with tail pieces and gaskets

Used on Controls & Equipment Systems Manufactured by Hydro-Quip

## Balboa® Slide 6000B Series

Slide heater assembly, 2.25"x 15", 304SS, with M7° sensors, 30" cords. Includes 2"x2" tail pieces, 2" ridged gaskets.

### Incoloy Element

26-85M-S00-1F03 - 4.0kW/240V  
26-87M-S00-1F03 - 5.5kW/240V

### Titanium Element

26-8QM-S00-1F03 - 4.0kW/240V  
26-8RM-S00-1F03 - 5.5kW/240V

**Replacement Heater for:**  
Balboa® Slide Series CS6109B, 6209B, 6229B, 6239B, 6339B



## Balboa® Versi-Heat 6000B Series

Versi-Heat heater assembly, 2.25"x 15", 304SS, with M7° sensors, 60" cords. Includes 2"x2" tail pieces, 2" ridged gaskets.

### Incoloy Element

26-86M-000-1P03 - 4.5kW/240V  
26-87M-000-1P03 - 5.5kW/240V

### Titanium Element

26-8QM-000-1P03 - 4.5kW/240V  
26-8RM-000-1P03 - 5.5kW/240V

**Replacement Heater for:**  
Balboa® Versi-Heat Series CS6108B, 6208B, 6228B, 6238B, 6338B



## Balboa® Slide 4000B Series

Slide heater assembly, 2.25"x 17", 304SS, "L" shaped, with M7° sensors, 30" cords. Includes 2"x2" tail pieces, 2" ridged gaskets.

### Incoloy Element

26-67M-S00-1F03 - 5.5kW/240V

### Titanium Element

26-6RM-S00-1F03 - 5.5kW/240V

**Replacement Heater for:**  
Balboa® Slide Series CS4109B, 4209B, 4229B, 4239B, 4339B



## Balboa® Versi-Heat 4000B Series

Slide heater assembly, 2.25"x 17", 304SS, "L" shaped, with M7° sensors, 60" cords. Includes 2"x2" tail pieces, 2" ridged gaskets.

### Incoloy Element

26-67M-000-1PP3 - 5.5kW/240V

### Titanium Element

26-6RM-000-1PP3 - 5.5kW/240V

**Replacement Heater for:**  
Balboa® Slide Series CS4108B, 4208B, 4228B, 4238B, 4338B



## Gecko WaterPro 6000 Series

Flo-Thru heater assembly, 2.25"x 15", 304SS, PSI tap, cover plate with studs. Includes 2"x2" tail pieces, 2" ridged gaskets.

### Incoloy Element

26-0071B-K - 4.0kW/240V  
26-0071A-K - 4.5kW/240V  
26-0071-K - 5.5kW/240V

### Titanium Element

26-0071B-F-K - 4.0kW/240V  
26-0071A-F-K - 4.5kW/240V  
26-0071-F-K - 5.5kW/240V

**Replacement Heater for:**  
Gecko Series WaterPro ES6000 / CS6200, 6220, 6230, 6330  
**Also Replaces:**  
26-0032, 26-0032-R1C, 26-0032A, 26-0058, 26-0071



## Gecko WaterPro 6000 Series

Flo-Thru heater assembly, 2.25"x15", 304SS, PSI tap, cover plate with studs. Includes 2"x2" tailpieces, 2" ridged gaskets. For fixed heater units with front access brackets.

### Universal Rite-Fit Replacement

27-J0519-5S-K - 4.0kW/240V  
27-J0519-7S-K - 5.5kW/240V

### Incoloy Element

26-0079B-K - 4.0kW/240V  
26-0079-K - 5.5kW/240V



## Gecko WaterPro 7000 Series

Flo-Thru heater assembly, 2.25"x 15", 304SS, PSI tap, cover plate with studs. Includes 2"x2" tail pieces, 2" ridged gaskets.

### Incoloy Element

26-0071-5KSS-K - 4.0kW/240V  
26-0071-7KSS-K - 5.5kW/240V

### Titanium Element

26-0071-F-5KSS-K - 4.0kW/240V  
26-0071-F-7KSS-K - 5.5kW/240V

**Replacement Heater for:**  
Gecko Series WaterPro CS7500



## Gecko Slide 6000/7000 Series

Slide heater assembly, 2.25"x 15", 304SS, PSI switch, 30" cords. Includes 2"x2" tail pieces, 2" ridged gaskets.

### Incoloy Element

26-85B-S00-1FP3 - 4.0kW/240V  
26-86B-S00-1FP3 - 4.5kW/240V  
26-87B-S00-1FP3 - 5.5kW/240V

### Titanium Element

26-8PB-S00-1FP3 - 4.0kW/240V  
26-8QB-S00-1FP3 - 4.5kW/240V  
26-8RB-S00-1FP3 - 5.5kW/240V

**Replacement Heater for:**  
Gecko Slide Series CS6209, 6229, 6239, 6339, 7509



All heater assemblies come with tail pieces and gaskets



Used on Controls & Equipment Systems Manufactured by Hydro-Quip

## Gecko Versi-Heat 6000/7000 Series

Versi-Heat heater assembly, 2.25"x 15", 304SS, PSI switch, 60" cords. Includes 2"x2" tail pcs, 2" ridged gaskets.

**Replacement Heater for:**  
Gecko Versi-Heat Series CS6208, 6228, 6238, 6338

### Incoloy Element

- 26-85B-000-1PP3 - 4.0kW/240V
- 26-86B-000-1PP3 - 4.5kW/240V
- 26-87B-000-1PP3 - 5.5kW/240V

### Titanium Element

- 26-8PB-000-1PP3 - 4.0kW/240V
- 26-8QB-000-1PP3 - 4.5kW/240V
- 26-8RB-000-1PP3 - 5.5kW/240V



## Gecko Slide 4000 Series

Slide heater assy, 2.25"x 17", "L" shaped, 304SS, PSI switch, 30" cords. Includes 2"x2" tail pieces, 2" ridged gaskets.

**Replacement Heater for:**  
Gecko Slide Series CS4209, 4229, 4239, 4339

### Incoloy Element

- 26-65B-S00-1FP3 - 4.0kW/240V
- 26-66B-S00-1FP3 - 4.5kW/240V
- 26-67B-S00-1FP3 - 5.5kW/240V

### Titanium Element

- 26-6PB-S00-1FP3 - 4.0kW/240V
- 26-6QB-S00-1FP3 - 4.5kW/240V
- 26-6RB-S00-1FP3 - 5.5kW/240V



## Gecko Versi-Heat 4000 Series

Versi-Heat heater assy, 2.25"x 17", 304SS, "L" shaped, PSI switch, 60" cords. Includes 2"x2" tail pcs, 2" ridged gaskets.

**Replacement Heater for:**  
Gecko Slide Series CS4208, 4228, 4238, 4338

### Incoloy Element

- 26-65B-000-1PP3 - 4.0kW/240V
- 26-66B-000-1PP3 - 4.5kW/240V
- 26-67B-000-1PP3 - 5.5kW/240V

### Titanium Element

- 26-6PB-000-1PP3 - 4.0kW/240V
- 26-6QB-000-1PP3 - 4.5kW/240V
- 26-6RB-000-1PP3 - 5.5kW/240V



## Gecko Slide 9700 Series

Slide heater assembly, 2.25"x 16.25", 304SS, PSI switch, 30" cords. Includes 2"x2" tail pieces, 2" ridged gaskets.

**Replacement Heater for:**  
Gecko Slide Series CS9709 - After February 2014

### Incoloy Element

- 26-K5B-S50-1FP3 - 4.0kW/240V
- 26-K6B-S50-1FP3 - 4.5kW/240V
- 26-K7B-S50-1FP3 - 5.5kW/240V

### Titanium Element

- 26-KPB-S50-1FP3 - 4.0kW/240V
- 26-KQB-S50-1FP3 - 4.5kW/240V
- 26-KRB-S50-1FP3 - 5.5kW/240V



## Gecko Versi-Heat 9700 Series

Versi-Heat assembly, 2.25"x 16.25", 304SS, PSI switch, 60" cords. Includes 2"x2" tail pieces, 2" ridged gaskets.

**Replacement Heater for:**  
Gecko Versi-Heat Series CS9708 - After February 2014

### Incoloy Element

- 26-K5B-050-1PP3 - 4.0kW/240V
- 26-K6B-050-1PP3 - 4.5kW/240V
- 26-K7B-050-1PP3 - 5.5kW/240V

### Titanium Element

- 26-KPB-050-1PP3 - 4.0kW/240V
- 26-KQB-050-1PP3 - 4.5kW/240V
- 26-KRB-050-1PP3 - 5.5kW/240V



## Gecko Versi-Heat

Versi-Heat assembly, 2.25"x 13", 316L, PSI switch, 60" cords 3 pin & 6 pin plugs, with Hi-Limit Sensor. Includes 2"x2" tail pieces, 2" ridged gaskets.

**Replacement Heater for:**  
22-C63-050-0G00

### Incoloy Element

- 26-C63-050-0G00 - 4.5kW/240V



## Lo-Flo Series - Laing Style Versi-Heat

Laing Trombone style, 1" tube, 25" cord, built-in Thermal Cut Out (TCO) and Slide Hardware Kit.


**Replacement Heater for:**  
26-0091B-5T-K

### Incoloy Element

- 26-MP0-00A-0F00 - 1" - 4.0kW/1.0kW, 240V/120V

### Dimensions:

- A: 5 5/8"
- B: 15 3/4"
- C: 26 1/2"



All heater assemblies come with tail pieces and gaskets



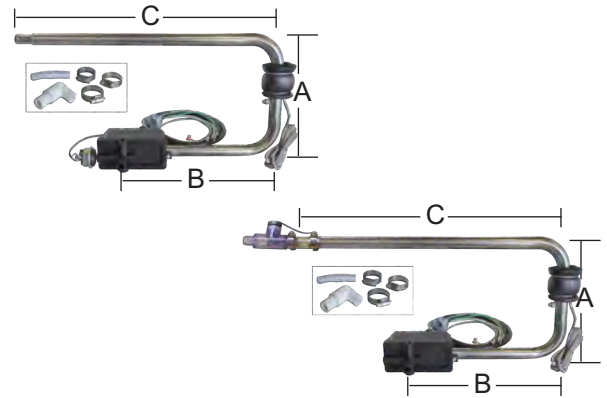
Used on Controls & Equipment Systems Manufactured by Hydro-Quip

## Lo-Flo Series - Laing Style Versi-Heat

Low flow heater kits for replacement of Versi-Heat heaters with 9-pin plug adapters. Includes Flow switch kit or PSI Switch, 6.5" pre-installed cord with ring terminals

- 26-0066A-KIT-FS - Obsolete, use:**  
**26-3478-1A-BT-F** - 2.7kW/240V  
**26-0066A-KIT-PS - Obsolete, use:**  
**26-3478-1A-BT-P** - 2.7kW/240V  
**26-0066-KIT-FS - Obsolete, use:**  
**26-3229-2A-7T-F** - 5.5kW/240V  
**26-0066-KIT-PS - Obsolete, use:**  
**26-3229-2A-7T-P** - 5.5kW/240V

**Dimensions:**  
 A: 10 $\frac{1}{8}$ "  
 B: 13 $\frac{3}{4}$ "  
 C: 23 $\frac{1}{2}$ "



## Outdoor Balboa Series - ES/CS87/8800

Outdoor heater assembly, 2.25"x 19.25", 316L, M7<sup>o</sup> sensors, and studs. Includes 2"x2" tail pieces, 2" ridged gaskets.

**Replacement Heater for:**  
 ES/CS8700, 8800 11kW & 5.5kW Outdoor Series Systems

### Titanium Element

- 26-0053-F-M7-KS** - 5.5kW/240V  
**26-0054AF-M7-KS** - 11kW/240V - Dual Elements



## Outdoor Balboa Series - ES/CS87/8800 Gas Ready

Outdoor heater assembly, 2.25"x 19.25", 304SS, M7 sensors, studs, no heater element. Includes 2"x2" tail pieces, 2" ridged gaskets.

**Replacement Heater for:**  
 ES/CS8700, 8800 Gas Ready Outdoor Series Systems

### No Element - Gas Ready Systems

- 26-0063-XD-KS** - with M7 Sensors  
**26-0063-XD-K** - without Sensors



## Outdoor Gecko Y Series - ES/CS8900

Outdoor heater assembly, 2.25"x 19.25", 316L, in.flo sensors, studs. Includes 2"x2" tail pieces, 2" ridged gaskets.


**Replacement Heaters for:**  
 ES/CS8900 Electric & Gas Ready Outdoor Series Systems

### Titanium Element

- 26-0053-F-Y-KS** - 5.5kW/240V - with In.Flo Sensors  
**26-0054-F-Y-KS** - 11kW/240V - with In.Flo Sensors

### No Element - Gas Ready Systems

- 26-0063-Y** 2.25"x19.25" - with In.Flo Sensors



## Outdoor Gecko Series - ES/CS8600

Outdoor heater assembly, 2.25"x 19.25", 304SS, PSI tap, cover plate, and studs. Includes 2"x2" tail pieces, 2" ridged gaskets.

**Replacement Heater for:**  
 ES/CS8600 11 & 5.5kW Outdoor Series Systems made after June, 2010

### Titanium Element

- 26-0053-K** - 5.5kW/240V  
**26-0054A-K** - 11kW/240V - Dual Elements



## Outdoor Gecko Series - ES/CS8600

Outdoor heater assembly, 3"x 19.25", 304SS, PSI tap, cover plate, and studs. Includes 2"x2" tail pieces, 2" ridged gaskets.

**Replacement Heater for:**  
 ES/CS8600 11kW & 5.5kW Outdoor Series Systems made before June, 2010

### Incoloy Element

- 26-0054-K** - 11kW/240V - Dual Elements



## Outdoor Series - ES/CS8600 Gas Ready

Outdoor heater assembly, 2.25"x 19.25", 304SS, PSI tap, cover plate, studs, no heater element. Includes 2"x2" tail pieces, 2" ridged gaskets.

**Replacement Heater for:**  
 ES/CS8600 Gas Ready Outdoor Series Systems

### No Element - Gas Ready Systems

- 26-0063-XD-KP** - No Element



All heater assemblies come with tail pieces and gaskets

## Outdoor Series - Heatmax 11kW

Heatmax 2.25" 304SS, "U" shaped heater assembly, 2.25", PSI tap, cover plate. Includes 2"x2" tail pieces, 2" ridged gaskets.

### Incoloy Element

**26-0082A-K** - 5.5kW/240V

### Replacement Heater for:

Heatmax RHS 11kW

Also Replaces: 26-0017A

### Titanium Element

**26-0082A-F-K** - 11kW/240V - Dual Elements

### Titanium Epoxycast Element & Titanium Housing

**26-0082A-TI-K** - 11kW/240V



## Outdoor Series - Heatmax 5.5kW

Heatmax 2.25" 304SS, "U" shaped heater assembly, 2.25", PSI tap, cover plate. Includes 2"x2" tail pieces, 2" ridged gaskets.

### Incoloy Element

**26-0082-K** - 5.5kW/240V

### Replacement Heater for:

Heatmax RHS 5.5kW

Also Replaces: 26-0031

### Titanium Element

**26-0082-F-K** - 5.5kW/240V

### Titanium Epoxycast Element & Titanium Housing

**26-0082-TI-K** - 5.5kW/240V



# HQ Utility Series Heater Replacements

## 12" - Single Element

Utility flo-thru heater assembly, 2.25" X 12", 304SS, PSI taps, adjustable cover plate and studs, 45" cords. Includes 2"x2" tail pieces, 2" ridged gaskets.

### Incoloy Element

**26-3A0-000-1B03**

**26-350-000-1B03**

**26-360-000-1B03**

**26-370-000-1B03**

### Titanium Element

**26-3M0-00A-1B03** 3.6kW/240V

**26-3P0-00A-1B03** 4.0kW/240V

**26-3Q0-00A-1B03** 4.5kW/240V

**26-3R0-00A-1B03** 5.5kW/240V



## 13.375" - Single Element

Utility flo-thru heater assembly, 2.25" X 13.375", 304SS, PSI taps, adjustable cover plate and studs, 45" cords. Includes 2"x2" tail pieces, 2" ridged gaskets.

### Incoloy Element

**26-C50-000-1B03**

**26-C60-000-1B03**

**26-C70-000-1B03**

### Titanium Element

**26-CP0-00A-1B03** 4.0kW/240V

**26-CQ0-00A-1B03** 4.5kW/240V

**26-CR0-00A-1B03** 5.5kW/240V



## 15" - Single Element

Utility flo-thru heater assembly, 2.25" X 15", 304SS, PSI taps, adjustable cover plate and studs, 45" cords. Includes 2"x2" tail pieces, 2" ridged gaskets.

### Incoloy Element

**26-850-000-1B03**

**26-860-000-1B03**

**26-870-000-1B03**

### Titanium Element

**26-8P0-00A-1B03** 4.0kW/240V

**26-8Q0-00A-1B03** 4.5kW/240V

**26-8R0-00A-1B03** 5.5kW/240V



## 16.25" - Single Element

Utility flo-thru heater assembly, 2.25" X 16.25", 304SS, PSI taps, adjustable cover plate and studs, 45" cords. Includes 2"x2" tail pieces, 2" ridged gaskets.

### Incoloy Element

**26-K50-000-1B03**

**26-K60-000-1B03**

**26-K70-000-1B03**

### Titanium Element

**26-KP0-00A-1B03** 4.0kW/240V

**26-KQ0-00A-1B03** 4.5kW/240V

**26-KR0-00A-1B03** 5.5kW/240V



## 19.25" - Single Element

Utility flo-thru heater assembly, 2.25" X 19.25", 304SS, PSI taps, adjustable cover plate and studs, 45" cords. Includes 2"x2" tail pieces, 2" ridged gaskets.

### Incoloy Element

**26-J50-000-1B03**

**26-J60-000-1B03**

**26-J70-000-1B03**

### Titanium Element

**26-JP0-00A-1K03** 4.0kW/240V

**26-JQ0-00A-1K03** 4.5kW/240V

**26-JR0-00A-1K03** 5.5kW/240V



## 19.25" - Dual Element

Utility flo-thru heater assembly, dual element, 2.25" X 19.25", 304SS, PSI taps, adjustable cover plate and studs, 45" cords. Includes 2"x2" tail pieces, 2" ridged gaskets.

### Incoloy Element

**26-HD0-000-1J03**

**26-H\*0-000-1J03**

### Titanium Element

**26-HD0-00A-1J03** 7.2kW/240V

**26-H\*0-00A-1J03** 11kW/240V



All heater assemblies come with tail pieces and gaskets



### VH 9-Pin Retro-Fit w/Cord

Heater assembly, 2.25", 304SS, PSI switch, 60" cords. Includes 2"x2" tail pieces, 2" ridged gaskets. Does not include Hi-Limit sensor.

**Incoloy Element**

**48-0007A** 13" - 5.5kW/240V  
**48-0007B** 15" - 5.5kW/240V

**Replacement Heater for:**  
 Older Versi-Heat heaters with 9-Pin Connector.



### VH 9-Pin Retro-Fit without Cord

Heater assembly, 2.25", 304SS, PSI switch. Includes 2"x2" tail pieces, 2" ridged gaskets. Does not include Hi-Limit sensor.

**Incoloy Element**

**48-0019** 13" - 5.5kW/240V  
**48-0019A** 15" - 5.5kW/240V

**Replacement Heater for:**  
 Older Versi-Heat heaters with 9-Pin Connector.



### CS300/AP-2 Heater Housing Kit

Heater housing kit, includes ABS housing, bushing, union, and O-ring gasket.

**Part Number**

**48-0057**

**Replacement Heater Housing for:**  
 CS300 & AP-2



### CS500/4000 Heater Housing Kit

Heater housing kit, includes ABS housing, bushing, union, O-ring gasket, hi-limit reset button, and cover plate.

**Part Number**

**48-0014**


**Replacement Heater Housing for:**  
 CS500 & 4000



**All heater assemblies come with tail pieces and gaskets**

### CS300/500/4000/AP-2 Heater Housing Parts

**02-0055** Rivet, Hi-Limit Reset  
**15-0031** Bushing, Heater Housing, Threaded  
**42-0005** Union, Pump, 1 1/2"  
**60-0001** O-Ring, Heater, 5X5 Flange  
**65-0119A** Plate, Cover, Heater Kits, No Slots  
**41-00010** Current Collector, HQ/AT



### Heater Kit w/Thermostat

Heater kit, built in thermostat, PSI switch and hi-limit. Includes assorted fittings.

**Part Number**

**48-0017A** 5.5kW/240V  
**48-0017** 4.5kW/240V

**Replacement Heater for:**  
 Brett 22-0135



### Heater Kit without Thermostat

Heater kit, PSI switch and hi-limit. Includes assorted fittings.

**Part Number**

**48-0018A** 5.5kW/240V  
**48-0018** 4.5kW/240V

**Replacement Heater for:**  
 Brett 22-0134



### Universal Deluxe

Universal Deluxe Heater Replacement. Replaces all 10" Deluxe heaters with 5" x 5" plate.

**Replaces: (5.5kW)** B2550-0306, B2550-0316, B2550-2000/ET, B2550-2001/ET, B2550-4004, B-2008, 24-00100, 24-00155, 24-00545, 24-02100, 24-08450, 24-08455, 24-08500

**Part Number**

**27-B2550-7P-K** Titanium 5.5kW, 240V  
**27-B2550-HP-K** Titanium 11kW, 240V  
**27-B2550-FP-K** Titanium 8.5kW, 240V  
**27-B2550-6P-K** Titanium 4.5kW, 240V  
**27-B2550-5P-K** Titanium 4.0kW, 240V  
**27-B2550-4P-K** Titanium 3.0kW, 240V  
**27-B2550-2P-K** Titanium 2.0kW, 240V


**Description**

Converts from 3" to 1 1/2"

Includes:



Converts from 2" to 1 1/2"



All universal heater elements are individually boxed to keep the element clean and protect the terminals from being damaged prior to use. A color coded packing label is used on all universal element boxes to quickly & easily identify heater wattage.

Universal Flo-Thru elements are available individually boxed or as a 24 unit Master Pack shown above.

### 10" Flo-Thru Side

INCOLOY PT#	TITANIUM PT#	DESCRIPTION	INCOLOY PT#	TITANIUM PT#	DESCRIPTION
12-0100-K	12-0100F-K	5.5KW, 240V, 10"	12-0104-K	12-0104F-K	3.0KW, 240V, 10"
12-0119-K	12-0119F-K	5.0KW, 240V, 10"	12-0105-K	12-0105F-K	2.5KW, 240V, 10"
12-0101-K	12-0101F-K	4.5KW, 240V, 10"	12-0106-K	12-0106F-K	2.0KW, 240V, 10"
12-0102-K	12-0102F-K	4.0KW, 240V, 10"	12-0107-K	N/A	1.3KW, 240V, 10"
			12-0108-K	N/A	2.7KW, 240V, 10"

### 7" Flo-Thru Side

N/A	12-0110G-K	5.5KW, 240V, 7"	N/A	12-0114F-K	3.0KW, 240V, 7"
N/A	12-0111F-K	4.5KW, 240V, 7"	N/A	12-0116F-K	2.0KW, 240V, 7"
N/A	12-0112F-K	4.0KW, 240V, 7"	N/A	12-0118F-K	1.5KW, 240V, 7"
N/A	12-0113G-K	3.6KW, 240V, 7"			

### 9" Flo-Thru Center


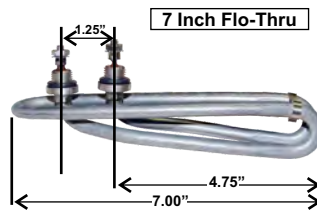
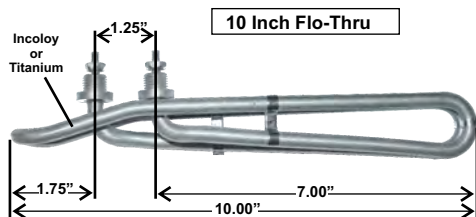
12-0509-K	12-0509F-K	5.0KW, 240V, 9"	12-0504-K	12-0504F-K	3.0KW, 240V, 9"
12-0500-K	12-0500F-K	5.5KW, 240V, 9"	12-0505-K	12-0505F-K	2.5KW, 240V, 9"
12-0501-K	12-0501F-K	4.5KW, 240V, 9"	12-0506-K	12-0506F-K	2.0KW, 240V, 9"
12-0502-K	12-0502F-K	4.0KW, 240V, 9"	12-0507-K	12-0507F-K	1.5KW, 240V, 9"
12-0503-K	12-0503F-K	3.5KW, 240V, 9"	12-0508-K	12-0508F-K	1.0KW, 240V, 9"

**New Epoxycast® Elements Available**

Epoxycast Elements are available in both Incoloy and Titanium by simply adding an "E" to the element part number above.

Example: **12-E0100-K**

### HQ HEATER ELEMENT DETAILS



**For Flo-Thru:**  
 Individual Box Dimensions: 10.75"W x 2.25"H x 1.75"D  
 Individual Box Weight: .75 lbs.  
 24 Master Pack Dimensions: 26"W x 20"H x 11"D  
 24 Master Pack Weight: 18.75 lbs.

Conversion Formula = Divide Watts by 4 (IE: 5.5kw x 1000 = 5500watts/4 = 1375watts @ 120V)



### 10" Hairpin

INCOLOY PT#	TITANIUM PT#	DESCRIPTION	INCOLOY PT#	TITANIUM PT#	DESCRIPTION
12-0300-K	N/A	5.5KW, 240V, 10"	12-0302-K	N/A	4.0KW, 240V, 10"

### 6.75" Hairpin

12-0300A-K	N/A	5.5KW, 240V, 6.75"	12-0303A-K	N/A	3.6KW, 240V, 6.75"
12-0302A-K	N/A	4.0KW, 240V, 6.75"	12-0306A-K	N/A	2.0KW, 240V, 6.75"

### 8" Hairpin w/Plate

N/A	12-0307F-K	2.0KW, 240V, 8"	N/A	12-0309F-K	3.0KW, 240V, 8"
N/A	12-0308F-K	2.5KW, 240V, 8"			

### 6" Spiral / Coil

N/A	12-0601F-K	4.5KW, 240V, 6"	N/A	12-0606F-K	2.0KW, 240V, 6"
-----	------------	-----------------	-----	------------	-----------------

### 5" x 5" Flanged Mounted

N/A	12-0010F-K	5.5KW, 240V	N/A	12-0014F-K	3.0KW, 240V
N/A	12-0011F-K	4.5KW, 240V	N/A	12-0016F-K	2.0KW, 240V
N/A	12-0012F-K	4.0KW, 240V			


### 4" X 4" Flanged Mounted W/Cord

12-1464-BC-K	N/A	1.5KW, 120V, 4" x 4" Plate, w/ Molded 30" Cord
12-1464-AC-K	N/A	1.5KW, 120V, 4" x 4" Plate, w/ Nema 36" Cord

### 2" X 4" Flanged Mounted W/Cord

12-1463-BC-K	N/A	2.5KW, 240V, 2" x 4" Plate, w/ Molded 30" Cord
12-1463-AC-K	N/A	2.5KW, 240V, 2" x 4" Plate, w/ Nema 36" Cord

### HQ HEATER ELEMENT DETAILS



Conversion Formula = Divide Watts by 4 (IE: 5.5kw x 1000 = 5500watts/4 = 1375watts @ 120V)

# Why choose Hydro-Quip? Here's why ...

## Warranty & Customer Service

At Hydro-Quip, our most vital asset is our customers. We strive to ensure that the needs of our customers are being met. Not only do we have a knowledgeable technical staff, we also offer warranty on all our products

## Wide Selection of Heater Assemblies

Our HQ generic heater series offers replacements for Therm Products, Balboa, Gecko and many more. We also produce the Universal Rite-Fit heater series that will replace 100's of different heater assemblies in the field.

## Replacement Parts

Many of the parts in this catalog are most likely familiar although you may not have had a good dependable source to purchase them from until now. Whether you are looking for electro-mechanical or solid state replacement parts, you will find many of top sellers in this catalog.

## Balboa® Retrofit Kits

Hydro-Quip is now offering Balboa Retrofit Kits which includes VS and BP Series Systems. With our extensive list of Balboa replacement parts it makes us a dependable source for Balboa replacement products.

## Retro-Fit Slide Controls

Hydro-Quip Continues to offer the broadest selection of retro-fit controls and equipment to fit all of your spa or hot tub needs. The "Slide" heater feature allows for a flexible fit heater to get your job completed in a quick and efficient manner.

## UL Listed Outdoor Equipment System

Our UL Listed Equipment Systems are available as 5.5 or 11KW electric and gas ready are now WiFi capable. This system is perfect for customers who are operating their spa independently, our 8000 series brings all the features necessary for a stand alone state of the art hot tub or spa installation.

## Integrated Ozone Generator

By integrating the Ozone Generator into our Spa products we now have the Ozonator interlocked to operate automatically when the power is on. An integrated Ozone generator also eliminates an "extra" component (or two) to be mounted under the spa.

## Global Connectivity

Hydro-Quip is now offering a new line of Wi-Fi Enabled Systems. This feature gives you the capability of running your spa or hot tub using a smartphone or tablet.





THE DISTRIBUTOR'S CHOICE IN THE LEISURE WATER INDUSTRY.

copyright 2025 HydroQuip.JL

Copyright © 2025 Hydroquip. All Rights Reserved



510A N. Sheridan St.  
Corona, CA 92878  
Tel: 951.273.7575  
[HydroQuip.com](http://HydroQuip.com)